



HURRICANE PROTECTION

---

When we first opened our doors as a small hardware store in 1957, our main clients consisted of one-and two-man operations working out of pickup trucks. Today, we are a nationally recognized manufacturer and distributor of wholesale aluminum and building products. We proudly serve a growing clientele that ranges from small companies, like the ones that gave us our start, to well-known Fortune 500 corporations.

At Town & Country Industries, our mission is to manufacture and distribute the highest quality Exterior Building Products, Patio Products, Hurricane Protection and Industrial Metal Shapes. We are dedicated to the growth and success of our associates and customers while providing world class service with emphasis on safety and ethical business practices.

In addition, Town & Country Industries has been a division of ABC Supply Co. Inc., the country's largest wholesale distributor of roofing, siding and windows, since 2005. Our Hurricane Protection division can help you determine the best products for storm protection. We are now the world's largest producer of storm panels with 11 machines serving all locations. Town & Country Industries has over 30 branches able to serve your needs from North Carolina to Houston, Texas and all throughout Florida.

When it comes to achieving your greatest level of satisfaction, our entire staff is ready do whatever it takes. Proving our associates are fully engaged in their jobs and willing to go the extra mile for our customers, ABC Supply Company, as a whole, received the Gallup Great Workplace Award in 2007 as one of only 12 international companies to receive the honor. ABC Supply Company again received the award in 2008 as one of only 20 international companies, recognizing our team as one of the best-performing workplaces in the world and reaffirming why our name is synonymous with exceptional customer service.

Though we have grown throughout the years, we have never lost sight of our founding focus on providing world-class customer service. Our business has been built on accurate, on-time deliveries and quality products at a competitive price.

We are proud to be the leader in the research and development of hurricane protection products. This catalogue is presented to you as a continuation of our dedication to serving our customers.



HURRICANE PROTECTION

# TABLE OF CONTENTS

WIND-BORNE DEBRIS MAP ..... 3

2" STORM PANEL COVERAGE ..... 5-6

2" STORM PANELS ..... 7-8

STORM PANEL EXTRUSIONS ..... 9-12

STORM PANEL ACCESSORIES ..... 13

STORM PANEL COIL ..... 14

STORM PANEL AWNINGS ..... 15-17

ACCORDION SHUTTERS ..... 19-26

ACCORDION SPREAD SHEETS ..... 27-31

ACCORDION SHUTTER ACCESSORIES ..... 32-36

FULLVIEW™ BAHAMA & E.A. COLONIAL ..... 37-43

ROLL SHUTTERS ..... 45-47

SHADE AWNINGS ..... 49

PAINTED ANGLES ..... 51

MILL FINISH ANGLES ..... 52-53

PAINTED TUBES ..... 54

RECTANGULAR TUBES ..... 55-56

ANCHORS ..... 57

CONCRETE SCREWS ..... 58

RIVETS - LAGS - STUDS ..... 59

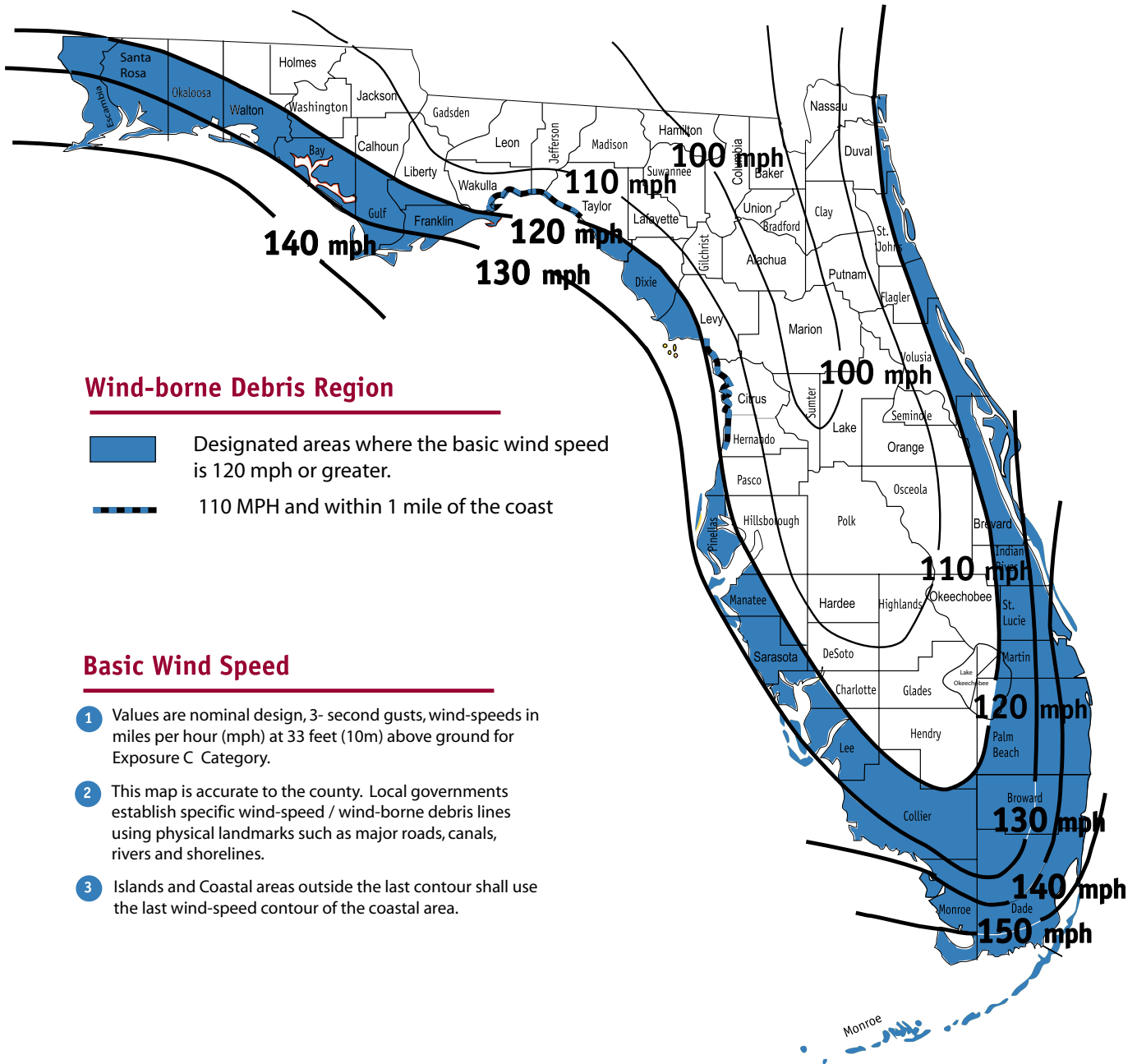
SCREWS ..... 60-61

NUTS & WASHERS ..... 62-63



DRIVERS ..... 64-65

DRILL BITS ..... 66

State of Florida  
Wind-Borne Debris Region



**Wind-borne Debris Region**

-  Designated areas where the basic wind speed is 120 mph or greater.
-  110 MPH and within 1 mile of the coast

**Basic Wind Speed**

- 1 Values are nominal design, 3- second gusts, wind-speeds in miles per hour (mph) at 33 feet (10m) above ground for Exposure C Category.
- 2 This map is accurate to the county. Local governments establish specific wind-speed / wind-borne debris lines using physical landmarks such as major roads, canals, rivers and shorelines.
- 3 Islands and Coastal areas outside the last contour shall use the last wind-speed contour of the coastal area.

[www.florida building.org](http://www.florida building.org)



HURRICANE PROTECTION

---



HURRICANE PROTECTION

## 2" STORM PANEL COVERAGE WALL MOUNT

NO. OF PANELS	COVERAGE (IN INCHES)	NO. OF PANELS	COVERAGE (IN INCHES)
1	13 <sup>1</sup> / <sub>4</sub>	16	193 <sup>1</sup> / <sub>4</sub>
1 <sup>1</sup> / <sub>2</sub>	19 <sup>1</sup> / <sub>4</sub>	16 <sup>1</sup> / <sub>2</sub>	199 <sup>1</sup> / <sub>4</sub>
2	25 <sup>1</sup> / <sub>4</sub>	17	205 <sup>1</sup> / <sub>4</sub>
2 <sup>1</sup> / <sub>2</sub>	31 <sup>1</sup> / <sub>4</sub>	17 <sup>1</sup> / <sub>2</sub>	211 <sup>1</sup> / <sub>4</sub>
3	37 <sup>1</sup> / <sub>4</sub>	18	217 <sup>1</sup> / <sub>4</sub>
3 <sup>1</sup> / <sub>2</sub>	43 <sup>1</sup> / <sub>4</sub>	18 <sup>1</sup> / <sub>2</sub>	223 <sup>1</sup> / <sub>4</sub>
4	49 <sup>1</sup> / <sub>4</sub>	19	229 <sup>1</sup> / <sub>4</sub>
4 <sup>1</sup> / <sub>2</sub>	55 <sup>1</sup> / <sub>4</sub>	19 <sup>1</sup> / <sub>2</sub>	235 <sup>1</sup> / <sub>4</sub>
5	61 <sup>1</sup> / <sub>4</sub>	20	241 <sup>1</sup> / <sub>4</sub>
5 <sup>1</sup> / <sub>2</sub>	67 <sup>1</sup> / <sub>4</sub>	20 <sup>1</sup> / <sub>2</sub>	247 <sup>1</sup> / <sub>4</sub>
6	73 <sup>1</sup> / <sub>4</sub>	21	253 <sup>1</sup> / <sub>4</sub>
6 <sup>1</sup> / <sub>2</sub>	79 <sup>1</sup> / <sub>4</sub>	21 <sup>1</sup> / <sub>2</sub>	259 <sup>1</sup> / <sub>4</sub>
7	85 <sup>1</sup> / <sub>4</sub>	22	265 <sup>1</sup> / <sub>4</sub>
7 <sup>1</sup> / <sub>2</sub>	91 <sup>1</sup> / <sub>4</sub>	22 <sup>1</sup> / <sub>2</sub>	271 <sup>1</sup> / <sub>4</sub>
8	97 <sup>1</sup> / <sub>4</sub>	23	277 <sup>1</sup> / <sub>4</sub>
8 <sup>1</sup> / <sub>2</sub>	103 <sup>1</sup> / <sub>4</sub>	23 <sup>1</sup> / <sub>2</sub>	283 <sup>1</sup> / <sub>4</sub>
9	109 <sup>1</sup> / <sub>4</sub>	24	289 <sup>1</sup> / <sub>4</sub>
9 <sup>1</sup> / <sub>2</sub>	115 <sup>1</sup> / <sub>4</sub>	24 <sup>1</sup> / <sub>2</sub>	295 <sup>1</sup> / <sub>4</sub>
10	121 <sup>1</sup> / <sub>4</sub>	25	301 <sup>1</sup> / <sub>4</sub>
10 <sup>1</sup> / <sub>2</sub>	127 <sup>1</sup> / <sub>4</sub>	25 <sup>1</sup> / <sub>2</sub>	307 <sup>1</sup> / <sub>4</sub>
11	133 <sup>1</sup> / <sub>4</sub>	26	313 <sup>1</sup> / <sub>4</sub>
11 <sup>1</sup> / <sub>2</sub>	139 <sup>1</sup> / <sub>4</sub>	26 <sup>1</sup> / <sub>2</sub>	319 <sup>1</sup> / <sub>4</sub>
12	145 <sup>1</sup> / <sub>4</sub>	27	325 <sup>1</sup> / <sub>4</sub>
12 <sup>1</sup> / <sub>2</sub>	151 <sup>1</sup> / <sub>4</sub>	27 <sup>1</sup> / <sub>2</sub>	331 <sup>1</sup> / <sub>4</sub>
13	157 <sup>1</sup> / <sub>4</sub>		
13 <sup>1</sup> / <sub>2</sub>	163 <sup>1</sup> / <sub>4</sub>		
14	169 <sup>1</sup> / <sub>4</sub>		
14 <sup>1</sup> / <sub>2</sub>	175 <sup>1</sup> / <sub>4</sub>		
15	181 <sup>1</sup> / <sub>4</sub>		
15 <sup>1</sup> / <sub>2</sub>	187 <sup>1</sup> / <sub>4</sub>		

- FOR TRACK SIZES ADD 1<sup>3</sup>/<sub>4</sub>" TO ABOVE SIZES
- HALF SIZE STEEL PANELS NOT AVAILABLE
- OVERLAP STEEL PANELS FOR HALF PANEL COVERAGE

## 2" STORM PANEL COVERAGE TRAPPED MOUNT

NO. OF  
PANELS      TOTAL  
                  UNIT WIDTH

1 .....	14 <sup>1</sup> / <sub>4</sub>
1 <sup>1</sup> / <sub>2</sub> .....	20 <sup>1</sup> / <sub>4</sub>
2 .....	26 <sup>1</sup> / <sub>4</sub>
2 <sup>1</sup> / <sub>2</sub> .....	32 <sup>1</sup> / <sub>4</sub>
3 .....	38 <sup>1</sup> / <sub>4</sub>
3 <sup>1</sup> / <sub>2</sub> .....	44 <sup>1</sup> / <sub>4</sub>
4 .....	50 <sup>1</sup> / <sub>4</sub>
4 <sup>1</sup> / <sub>2</sub> .....	56 <sup>1</sup> / <sub>4</sub>
5 .....	62 <sup>1</sup> / <sub>4</sub>
5 <sup>1</sup> / <sub>2</sub> .....	68 <sup>1</sup> / <sub>4</sub>
6 .....	74 <sup>1</sup> / <sub>4</sub>
6 <sup>1</sup> / <sub>2</sub> .....	80 <sup>1</sup> / <sub>4</sub>
7 .....	86 <sup>1</sup> / <sub>4</sub>
7 <sup>1</sup> / <sub>2</sub> .....	92 <sup>1</sup> / <sub>4</sub>
8 .....	98 <sup>1</sup> / <sub>4</sub>
8 <sup>1</sup> / <sub>2</sub> .....	104 <sup>1</sup> / <sub>4</sub>
9 .....	110 <sup>1</sup> / <sub>4</sub>
9 <sup>1</sup> / <sub>2</sub> .....	116 <sup>1</sup> / <sub>4</sub>
10 .....	122 <sup>1</sup> / <sub>4</sub>
10 <sup>1</sup> / <sub>2</sub> .....	128 <sup>1</sup> / <sub>4</sub>
11 .....	134 <sup>1</sup> / <sub>4</sub>
11 <sup>1</sup> / <sub>2</sub> .....	140 <sup>1</sup> / <sub>4</sub>
12 .....	146 <sup>1</sup> / <sub>4</sub>
12 <sup>1</sup> / <sub>2</sub> .....	152 <sup>1</sup> / <sub>4</sub>
13 .....	158 <sup>1</sup> / <sub>4</sub>
13 <sup>1</sup> / <sub>2</sub> .....	164 <sup>1</sup> / <sub>4</sub>
14 .....	170 <sup>1</sup> / <sub>4</sub>
14 <sup>1</sup> / <sub>2</sub> .....	176 <sup>1</sup> / <sub>4</sub>
15 .....	182 <sup>1</sup> / <sub>4</sub>
15 <sup>1</sup> / <sub>2</sub> .....	188 <sup>1</sup> / <sub>4</sub>
16 .....	194 <sup>1</sup> / <sub>4</sub>

COVERAGE BY ADDITIONAL PANELS:  
EACH FULL PANEL ADDS 12"  
EACH HALF PANEL ADDS 6"  
-SEE ILLUSTRATIONS BELOW-

### ONE FULL PANEL

← UNIT WIDTH=14<sup>1</sup>/<sub>4</sub> →



### ONE AND A HALF PANELS

← UNIT WIDTH=20<sup>1</sup>/<sub>4</sub> →



← 14<sup>1</sup>/<sub>4</sub> →

← 6 →

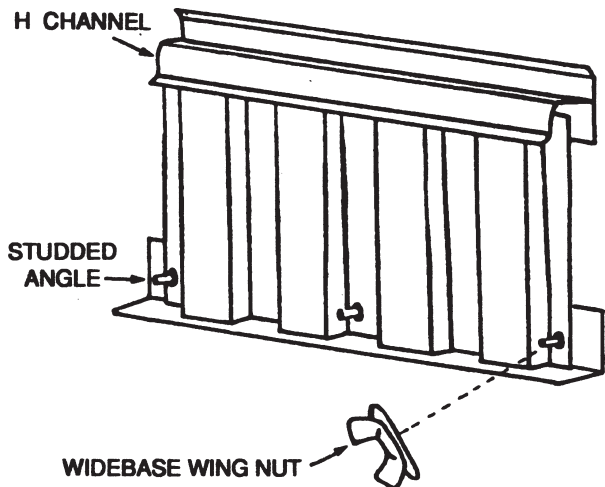
### TWO FULL PANELS

← UNIT WIDTH=26<sup>1</sup>/<sub>4</sub> →

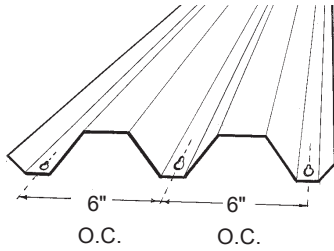


← 14<sup>1</sup>/<sub>4</sub> →

← 12 →

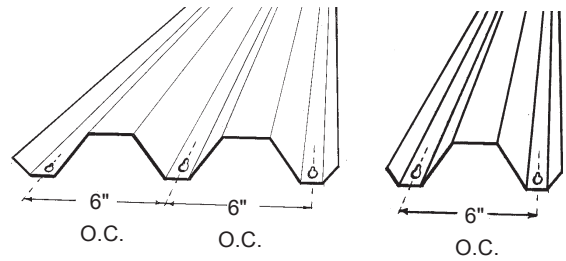


WIDEBASE WING NUT



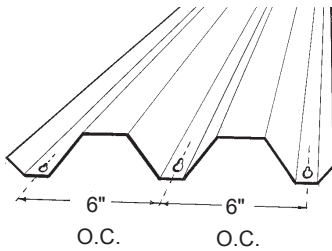
**.040 ALUMINUM**

Code: 3000000 Mill Full Panel



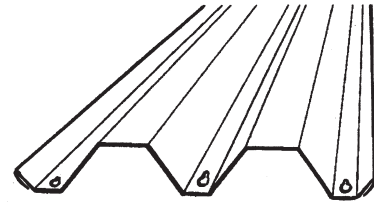
**.050 ALUMINUM**

Code: 3002000 Mill Full Panel  
 3003000 Mill Half Panel  
 3002300 White Full Panel  
 3003300 White Half Panel



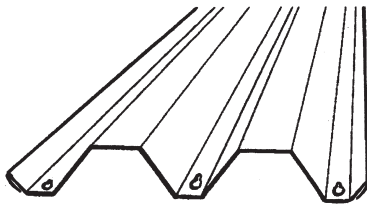
**.0615 ALUMINUM**

Code: 3004000 Mill Full Panel



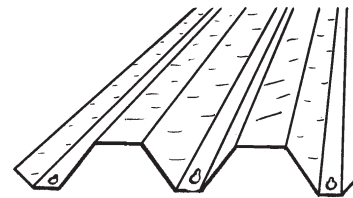
**.0239 GALVANIZED STEEL  
"HEMMED"**

Code: 3010000 Galv Full Panel



**28 GAUGE GALVANIZED STEEL  
"HEMMED"**

Code: 3005000 Galv Full Panel

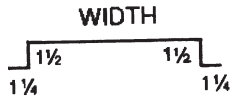


**CLEAR POLYCARBONATE  
20' LENGTHS**

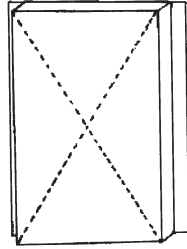
Code: 2903240 Super Clear Full Panel  
 2902020 Clearguard Full Panel

# STORM PANELS & ACCESSORIES

## NON-CODE

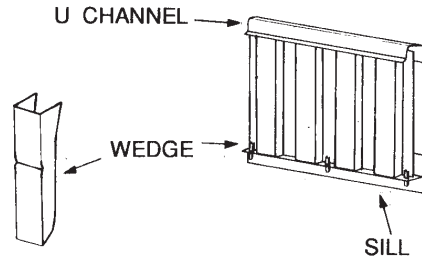


STANDARD



### BOX DOOR PANELS

Code: 4124\_ \_ \_ <48"  
 4126\_ \_ \_ 48" - 65"  
 4128\_ \_ \_ 66" - 80"  
 Does not meet code



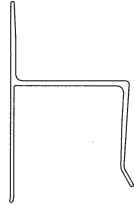
### ALUMINUM WEDGES

Code: 2590000 (Used with Storm Panel Sill)  
 Does not meet code



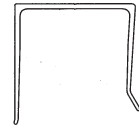
HURRICANE PROTECTION

# T & C APPROVED STORM PANEL EXTRUSIONS



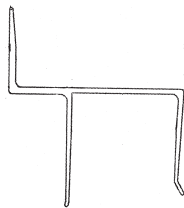
### HEAVY 2" H CHANNEL

Code:	1290220	20.25'	Bronze
	1290320	20.25'	White
	1290620	20.25'	Ivory



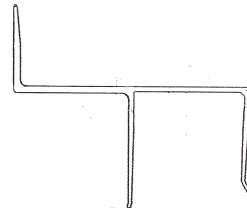
### HEAVY 2" U CHANNEL

Code:	1286220	20.25'	Bronze
	1286320	20.25'	White




### 1" BUILD OUT U HEADER

Code:	1275220	20.25'	Bronze
	1275320	20.25'	White



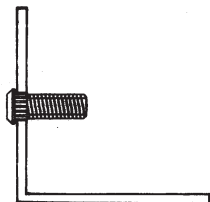
### 2" BUILD OUT U HEADER

Code:	1277220	20.25'	Bronze
	1277320	20.25'	White



### 3" BUILD OUT U HEADER

Code:	1278220	20.25'	Bronze
	1278320	20.25'	White

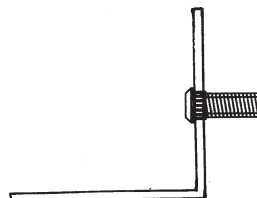


**2 x 2 x .090 STUDDED ANGLE  
6" ON CENTER**

Code: 1254220 20.25' Bronze  
1254320 20.25' White

**12" ON CENTER**

Code: 1258220 20.25' Bronze  
1258320 20.25' White



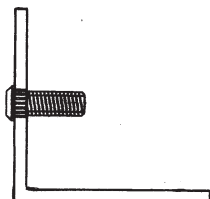
**2 x 2 x .090 STUDDED ANGLE  
REVERSE**

**6" ON CENTER**

Code: 1256220 20.25' Bronze  
1256320 20.25' White

**12" ON CENTER**

Code: 1260220 20.25' Bronze  
1260320 20.25' White



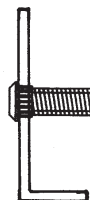
**2 x 2\* x .125 STUDDED ANGLE  
6" ON CENTER**

Code: 1261220 20.25' Bronze  
1261320 20.25' White

**12" ON CENTER**

Code: 1262220 20.25' Bronze  
1262320 20.25' White

\*Other sizes available



**1<sup>3</sup>/<sub>4</sub> x 5/8 x .090 STUDDED ANGLE  
6" ON CENTER**

Code: 1251224 24' Bronze  
1251324 24' White

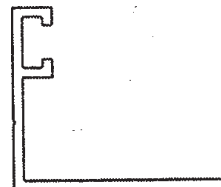
**12" ON CENTER**

Code: 1250224 24' Bronze  
1250324 24' White



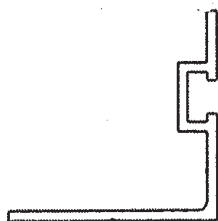
**F TRACK**

Code:	1268220	20.25'	Bronze
	1268320	20.25'	White
	1268620	20.25'	Ivory



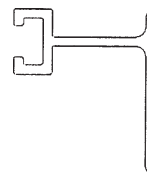
**2 x 2 F TRACK ANGLE**

Code:	1270220	20.25'	Bronze
	1270224	24'	Bronze
	1270320	20.25'	White
	1270324	24'	White



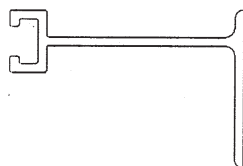
**2 x 2 F TRACK ANGLE REVERSE**

Code:	1271220	20.25'	Bronze
	1271320	20.25'	White
	1271324	24'	White




**1" BUILD OUT F TRACK**

Code:	1272220	20.25'	Bronze
	1272224	24'	Bronze
	1272320	20.25'	White
	1272324	24'	White



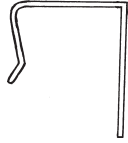
**2" BUILD OUT F TRACK**

Code:	1273220	20.25'	Bronze
	1273224	24'	Bronze
	1273320	20.25'	White
	1273324	24'	White




**3" BUILD OUT F TRACK**

Code:	1274220	20.25'	Bronze
	1274224	24'	Bronze
	1274320	20.25'	White
	1274324	24'	White



**2" U CHANNEL**

Cannot use with T & C prints  
No Stock - Special Order Only



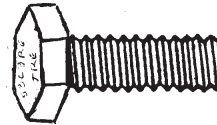
**2" H CHANNEL**

Code: 1288324 24' White




**STUD CAPS**

Code: 2587000




**1/4-20 x 1" F TRACK BOLTS**

Code: 2406000



**WIDE BASE WING NUTS**

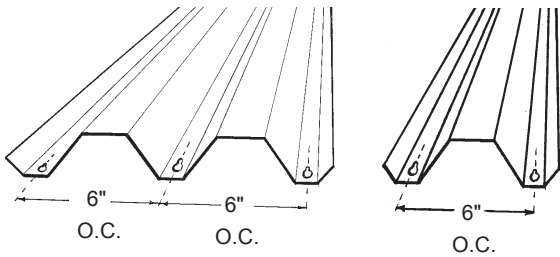
Code: 2430000



CODE	THICKNESS	COLOR	WIDTH
4042	.040	MILL FINISH 3004	19"
4048	.050	MILL FINISH 3004	19"
4052	.050	WHITE 3004	19"
4054	.0615	MILL FINISH 3004	19"
4058	28 gauge	GALV. STEEL	19"
4068	24 gauge	GALV. STEEL	19"

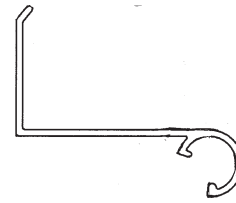
## COIL CONVERSION CHART

WEIGHT PER FOOT ( IN POUNDS )											
THICKNESS	WIDTH										
	8"	12"	14"	15"	16"	17½"	19"	20"	24"	36"	48"
.019	.179	.268	.313	.335	.358	.391	.425	.447	.537	.805	1.073
.024	.230	.346	.395	.424	.461	.504	.548	.576	.692	1.038	1.384
.027	.258	.388	.445	.477	.517	.565	.614	.646	.776	1.164	1.552
.030	.287	.432	.494	.530	.576	.629	.684	.719	.864	1.296	1.728
.040	.377	.565	.659	.706	.753	.824	.895	.942	1.130	1.695	2.260
.050	.471	.706	.824	.883	.942	1.030	1.118	1.177	1.413	2.119	2.825
.062	.594	.893	1.021	1.095	1.191	1.301	1.414	1.487	1.786	2.679	3.572



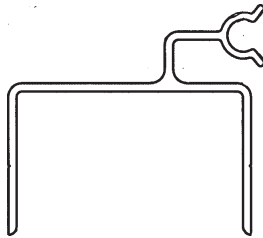
**.050 ALUMINUM**

Code: 3002300 Full Panel White  
 3003300 Half Panel White



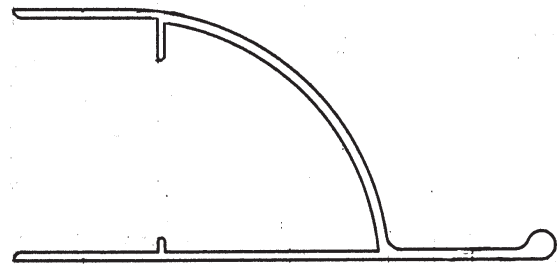
**PANEL AWNING HINGE**

Code: 8652021 21.5' Mill  
 8652321 21.5' White  
 0.473 lb/ft



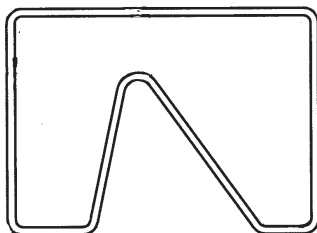
**PANEL AWNING HEADER**

Code: 1295020 20.25' Mill  
 1295320 20.25' White  
 0.573 lb/ft



**PANEL AWNING SILL**

Code: 1294020 20.25' Mill  
 1294320 20.25' White  
 0.967 lb/ft



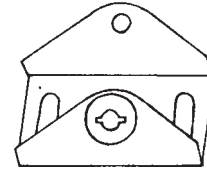
**PANEL AWNING JAMB**

Code: 1293020 20.5' Mill  
 1293320 20.25' White  
 0.842 lb/ft



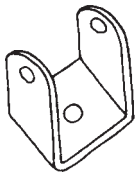
**RING AND THUMB SCREW**

Code: 2504000 Thumb Screw  
2502000 Ring



**LARGE CAMEL BRACKET**

Code: 2488000 Mill Finish



**U BRACKET**

Code: 2506000 Mill Finish



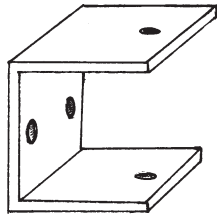
**NYLON WASHER FRAME**

Code: 2444000 Black




**AWNING ARM**  
**With Ring and Thumb Screw**

Code: 14121\_\_ Anodized




**LARGE ARM WALL BRACKET**

Code: 1298000 4" Mill Finish




**7/8" SERRATED TUBE**

Code: 1400120 20' Anodized  
0.132 lb/ft



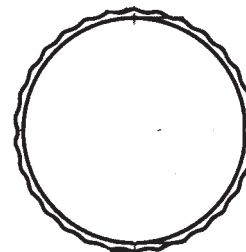
**1" SERRATED TUBE**

Code: 1402120 20' Anodized  
0.151 lb/ft



**1 1/4" SERRATED TUBE**

Code: 1296120 20' Anodized  
0.482 lb/ft



**1 3/8" SERRATED TUBE**

Code: 1297120 20' Anodized  
0.198 lb/ft



HURRICANE PROTECTION

---

## ACCORDION SHUTTERS



### 6.8 BLADE

Code:	8350214	14.5'	Bronze
	8350314	14.5'	White
	8350614	14.5'	Ivory
	8350814	14.5'	Beige
	8350216	16.5'	Bronze
	8350316	16.5'	White
	8350616	16.5'	Ivory
	8350816	16.5'	Beige
	8350218	18'	Bronze
	8350318	18'	White
	8350618	18'	Ivory
	8350818	18'	Beige
			.421 lb/ft



### 6.8 STACK CONNECTOR

Code:	8352216	16.5'	Bronze
	8352316	16.5'	White
	8352616	16.5'	Ivory
	8352816	16.5'	Beige
			.359 lb/ft



### HR BLADE

Code:	8351216	16.5'	Bronze
	8351316	16.5'	White
	8351616	16.5'	Ivory
	8351816	16.5'	Beige
			.462 lb/ft



### HR CONNECTOR

Code:	8341218	18'	Bronze
	8341318	18'	White
	8341618	18'	Ivory
	8341818	18'	Beige
			.401 lb/ft



### 6.8 STARTER STRIP

Code:	8354216	16.5'	Bronze
	8354316	16.5'	White
	8354616	16.5'	Ivory
	8354816	16.5'	Beige
			.170 lb/ft



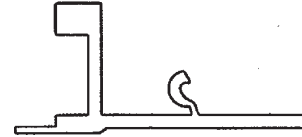
### HR STARTER STRIP

Code:	8340218	18'	Bronze
	8340318	18'	White
	8340618	18'	Ivory
	8340818	18'	Beige
			.184 lb/ft



**6.8 & HR COMBO STARTER STRIP**

Code:	8355216	16.5'	Bronze
	8355316	16.5'	White
	8355616	16.5'	Ivory
	8355816	16.5'	Beige
	8355218	18'	Bronze
	8355318	18'	White
	8355618	18'	Ivory
	8355818	18'	Beige
			.167 lb/ft



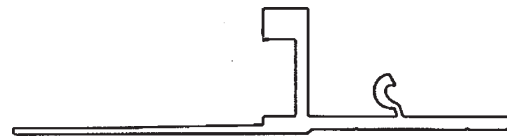
**E.A. 1" END STRIP**

Code:	8394217	17'	Bronze
	8394317	17'	White
	8394617	17'	Ivory
	8394817	17'	Beige
			.736 lb/ft



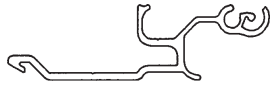
**E.A. 2" END STRIP**

Code:	8395217	17'	Bronze
	8395317	17'	White
	8395617	17'	Ivory
	8395817	17'	Beige
			.815 lb/ft



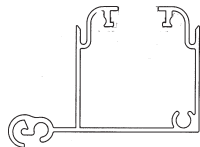
**E.A. 3" END STRIP**

Code:	8396217	17'	Bronze
	8396317	17'	White
	8396617	17'	Ivory
	8396817	17'	Beige
			SPECIAL ORDER ONLY
			.904 lb/ft



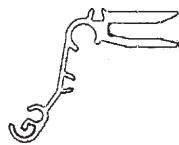
**6.8 UNIMATE**

Code:	8376216	16.5'	Bronze
	8376316	16.5'	White
	8376616	16.5'	Ivory
	8376816	16.5'	Beige
	8376218	18'	Bronze
	8376318	18'	White
	8376618	18'	Ivory
	8376818	18'	Beige
			.628 lb/ft



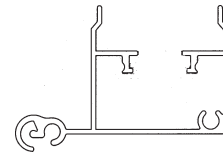
**FEMALE BOX CENTER**

Code:	8347224	24.17'	Bronze
	8347324	24.17'	White
	8347624	24.17'	Ivory
	8347824	24.17'	Beige
			.808 lb/ft



**6.8 & HR CENTERMATE  
LEFT (INSIDE)**

Code:	8342224	24.17'	Bronze
	8342324	24.17'	White
	8342624	24.17'	Ivory
	8342824	24.17'	Beige
			.841 lb/ft



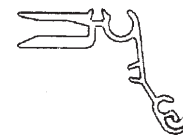
**MALE BOX CENTER**

Code:	8346224	24.17'	Bronze
	8346324	24.17'	White
	8346624	24.17'	Ivory
	8346824	24.17'	Beige
			.769 lb/ft



**BOX CENTER INSERT**

Code:	8345224	24.17'	Bronze
	8345324	24.17'	White
	8345624	24.17'	Ivory
	8345824	24.17'	Beige
			.222 lb/ft

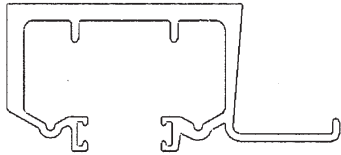


**6.8 & HR CENTERMATE  
RIGHT (OUTSIDE)**

Code:	8344224	24.17'	Bronze
	8344324	24.17'	White
	8344624	24.17'	Ivory
	8344824	24.17'	Beige
			.860 lb/ft

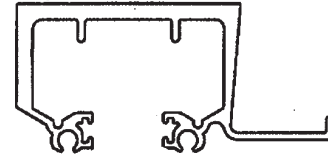
# ACCORDION SHUTTERS

\*Used for both 6.8 and HR Shutters



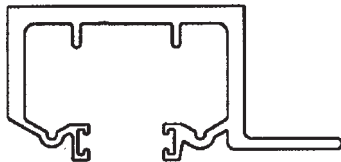
### 6.8 HEAVY CEILING HEADER\*

Code: 8358220 20.5' Bronze  
 8358320 20.5' White  
 8358620 20.5' Ivory  
 8358820 20.5' Beige  
 .866 lb/ft



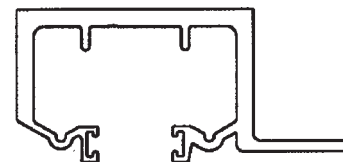
### E.A. HEAVY CEILING HEADER\*

Code: 8378220 20.5' Bronze  
 8378320 20.5' White  
 8378620 20.5' Ivory  
 8378820 20.5' Beige  
 .866 lb/ft



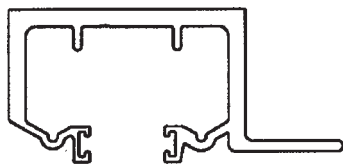
### 6.8/HR STD-90° CEILING TRACK\*

Code: 8440290 Bronze  
 8440390 White  
 8440690 Ivory  
 8440890 Beige  
 .944 lb/ft



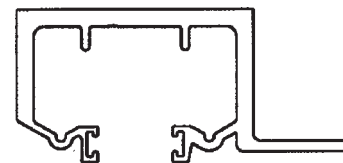
### 6.8/HR REV-90° CEILING TRACK\*

Code: 8441290 Bronze  
 8441390 White  
 8441690 Ivory  
 8441890 Beige  
 .944 lb/ft



### 6.8/HR STD-45° CEILING TRACK\*

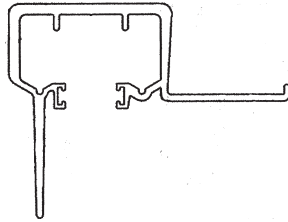
Code: 8442245 Bronze  
 8442345 White  
 8442645 Ivory  
 8442845 Beige  
 .944 lb/ft



### 6.8/HR REV-45° CEILING TRACK\*

Code: 8443245 Bronze  
 8443345 White  
 8443645 Ivory  
 8443845 Beige  
 .944 lb/ft

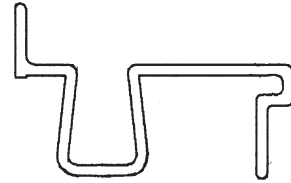
# ACCORDION SHUTTERS



**E.F. CEILING HEADER\***

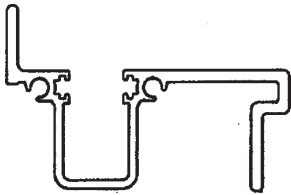
Code: 8359220 20.5' Bronze  
 8359320 20.5' White  
 8359620 20.5' Ivory  
 8359820 20.5' Beige  
 SPECIAL ORDER ONLY  
 1.085 lb/ft

\*Used for both 6.8 and HR Shutters



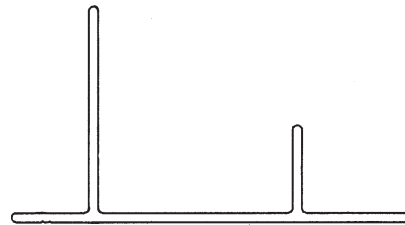
**6.8 SILL\***

Code: 8360220 20.5' Bronze  
 8360320 20.5' White  
 8360620 20.5' Ivory  
 8360820 20.5' Beige  
 .821 lb/ft



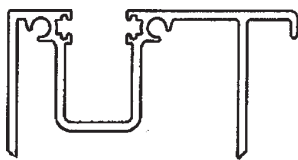
**E.A. SILL\***

Code: 8380220 20.5' Bronze  
 8380320 20.5' White  
 8380620 20.5' Ivory  
 8380820 20.5' Beige  
 .757 lb/ft



**6.8 SILL ADAPTER\***

Code: 8362220 20.5' Bronze  
 8362320 20.5' White  
 8362620 20.5' Ivory  
 8362820 20.5' Beige  
 .995 lb/ft



**E.A. MID SILL\***

Code: 8385220 20.5' Bronze  
 8385320 20.5' White  
 8385620 20.5' Ivory  
 8385820 20.5' Beige  
 SPECIAL ORDER ONLY  
 .732 lb/ft

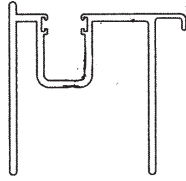


**E.A. MID ADAPTER**

Code: 8386220 20.5' Bronze  
 8386320 20.5' White  
 8386620 20.5' Ivory  
 8386820 20.5' Beige  
 SPECIAL ORDER ONLY  
 .760 lb/ft

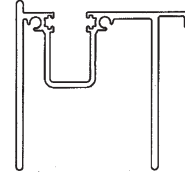
# ACCORDION SHUTTERS

\*Used for both 6.8 and HR Shutters



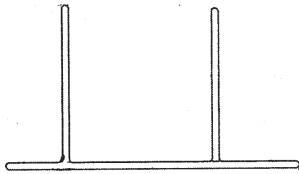
**6.8 EXTENDED SILL\***

Code:	8361220	20.5'	Bronze
	8361320	20.5'	White
	8361620	20.5'	Ivory
	8361820	20.5'	Beige
			1.156 lb/ft



**E.A. EXTENDED SILL\***

Code:	8381220	20.5'	Bronze
	8381320	20.5'	White
	8381620	20.5'	Ivory
	8381820	20.5'	Beige
			1.121 lb/ft



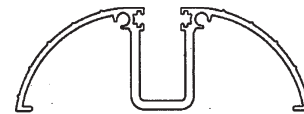
**6.8 EXTENDED ADAPTER\***

Code:	8363220	20.5'	Bronze
	8363320	20.5'	White
	8363620	20.5'	Ivory
	8363820	20.5'	Beige
			1.160 lb/ft



**DECORATIVE FLOOR TRACK**

Code:	8370220	20.5'	Bronze
	8370320	20.5'	White
	8370620	20.5'	Ivory
	8370820	20.5'	Beige
			.784 lb/ft

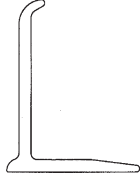


**E.A. DECORATIVE FLOOR TRACK**

Code:	8392220	20.5'	Bronze
	8392320	20.5'	White
	8392620	20.5'	Ivory
	8392820	20.5'	Beige
			.936 lb/ft

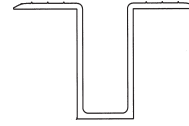
## 6.8 ACCORDION SHUTTERS

\*Used for both 6.8 and HR Shutters



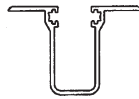
### E.A. RAINGUARD\*

Code:	8372220	20.5'	Bronze
	8372320	20.5'	White
	8372620	20.5'	Ivory
	8372820	20.5'	Beige
			1.720 lb/ft



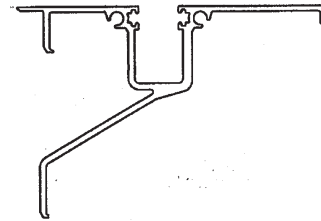
### RECESSED SILL

Code:	8371320	20.5'	White
			.352 lb/ft



### E.A. RECESSED SILL

Code:	8391120	20.5'	Anodized
	8391320	20.5'	White
			.325 lb/ft




### E.A. WALL SILL

Code:	8382220	20.5'	Bronze
	8382320	20.5'	White
	8382620	20.5'	Ivory
	8382820	20.5'	Beige
			.925 lb/ft



### E.A. WALL SILL CLIP

Code:	8383220	20.5'	Bronze
	8383320	20.5'	White
	8383620	20.5'	Ivory
	8383820	20.5'	Beige
			.577 lb/ft

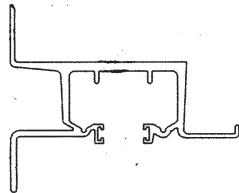


### E.A. WALL SILL COVER

Code:	8384220	20.5'	Bronze
	8384320	20.5'	White
	8384620	20.5'	Ivory
	8384820	20.5'	Beige
			.310 lb/ft

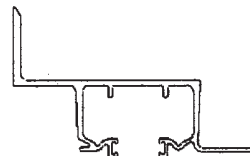
## 6.8 ACCORDION SHUTTERS

\*Used for both 6.8 and HR Shutters



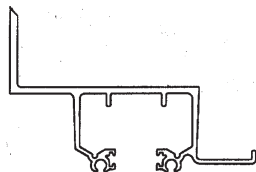
### 2 LEG WALL HEADER\*

Code:	8364220	20.5'	Bronze
	8364320	20.5'	White
	8364620	20.5'	Ivory
	8364820	20.5'	Beige
			1.258 lb/ft



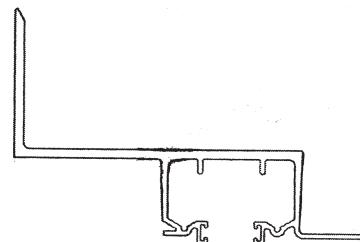
### 1 LEG WALL HEADER

Code:	8366220	20.5'	Bronze
	8366320	20.5'	White
	8366620	20.5'	Ivory
	8366820	20.5'	Beige
			.931 lb/ft



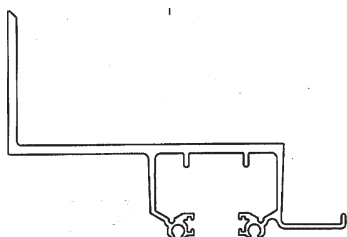
### E.A. 1 LEG WALL TRACK

Code:	8387220	20.5'	Bronze
	8387320	20.5'	White
	8387620	20.5'	Ivory
	8387820	20.5'	Beige
			.949 lb/ft



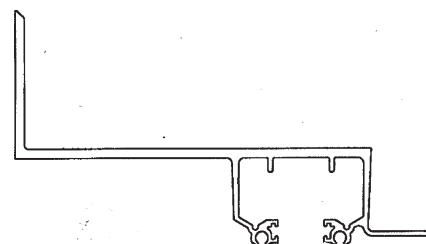
### 2" BUILD OUT WALL TRACK

Code:	8369220	20.5'	Bronze
	8369320	20.5'	White
	8369620	20.5'	Ivory
	8369820	20.5'	Beige
			1.300 lb/ft



### E.A. 2" BUILD OUT WALL TRACK

Code:	8389220	20.5'	Bronze
	8389320	20.5'	White
	8389620	20.5'	Ivory
	8389820	20.5'	Beige
			1.324 lb/ft



### E.A. 3" BUILD OUT WALL TRACK

Code:	8390220	20.5'	Bronze
	8390320	20.5'	White
	8390620	20.5'	Ivory
	8390820	20.5'	Beige
			SPECIAL ORDER ONLY
			1.474 lb/ft



HURRICANE PROTECTION

# UNIMATE 6.8 SPREAD SHEET

THIS SHEET APPLIES ONLY FOR THE NEW UNIMATE

MAX DAYLIGHT OPENING	NO. OF BLADES	MAX SHUTTER SPREAD	MAX DAYLIGHT OPENING	NO. OF BLADES	MAX SHUTTER SPREAD
17.449	5	21.17	278.127	87	300.30
23.807	7	27.98	284.485	89	307.11
30.165	9	34.79	290.843	91	313.92
36.523	11	41.60	297.201	93	320.73
42.881	13	48.41	303.559	95	327.53
49.239	15	55.21	309.917	97	334.34
55.597	17	62.02	316.275	99	341.15
61.955	19	68.83	322.633	101	347.96
68.313	21	75.64	328.991	103	354.77
74.671	23	82.45	335.349	105	361.57
81.029	25	89.25	341.707	107	368.38
87.387	27	96.06	348.065	109	375.19
93.745	29	102.87	354.423	111	382.00
100.103	31	109.68	360.781	113	388.81
106.461	33	116.49	367.139	115	395.61
112.819	35	123.29	373.497	117	402.42
119.177	37	130.10	379.855	119	409.23
125.535	39	136.91	386.213	121	416.04
131.893	41	143.72	392.571	123	422.85
138.251	43	150.53	398.929	125	429.65
144.609	45	157.33	405.287	127	436.46
150.967	47	164.14	411.645	129	443.27
157.325	49	170.95	418.003	131	450.08
163.683	51	177.76	424.361	133	456.89
170.041	53	184.57	430.719	135	463.69
176.399	55	191.37	437.077	137	470.50
182.757	57	198.18	443.435	139	477.31
189.115	59	204.99	449.793	141	484.12
195.473	61	211.80	456.151	143	490.93
201.831	63	218.61	462.509	145	497.73
208.189	65	225.41	468.867	147	504.54
214.547	67	232.22	475.225	149	511.35
220.905	69	239.03	481.583	151	518.16
227.263	71	245.84	487.941	153	524.97
233.621	73	252.65	494.299	155	531.77
239.979	75	259.45	500.657	157	538.58
246.337	77	266.26	507.015	159	545.39
252.695	79	273.07	513.373	161	552.20
259.053	81	279.88	519.731	163	559.01
265.411	83	286.69	526.089	165	565.81
271.769	85	293.49			

This is an approximated spread sheet! Number of blades plus two centers equals max spread. Tracks need to be slightly shorter. All shutters should be measured after assembly to verify proper track size. Shutter blades vary according to die life. Blades can range from 6.7 to 6.98 per pair. Spread out over 20 pairs, this can reflect a 5" variance.



HURRICANE PROTECTION

## 6.8 BOX SPREAD SHEET

THIS SHEET APPLIES ONLY FOR THE BOX CENTERS

**Note! Box centers use even number of blades!!!**

MAX DAYLIGHT OPENING	NO. OF BLADES	MAX SHUTTER SPREAD	MAX DAYLIGHT OPENING	NO. OF BLADES	MAX SHUTTER SPREAD
12.096	4	17.37	272.774	86	296.49
18.454	6	24.17	279.132	88	303.30
24.812	8	30.98	285.49	90	310.11
31.17	10	37.79	291.848	92	316.92
37.528	12	44.60	298.206	94	323.73
43.886	14	51.41	304.564	96	330.53
50.244	16	58.21	310.922	98	337.34
56.602	18	65.02	317.28	100	344.15
62.96	20	71.83	323.638	102	350.96
69.318	22	78.64	329.996	104	357.77
75.676	24	85.45	336.354	106	364.57
82.034	26	92.25	342.712	108	371.38
88.392	28	99.06	349.07	110	378.19
94.75	30	105.87	355.428	112	385.00
101.108	32	112.68	361.786	114	391.81
107.466	34	119.49	368.144	116	398.61
113.824	36	126.29	374.502	118	405.42
120.182	38	133.10	380.86	120	412.23
126.54	40	139.91	387.218	122	419.04
132.898	42	146.72	393.576	124	425.85
139.256	44	153.53	399.934	126	432.65
145.614	46	160.33	406.292	128	439.46
151.972	48	167.14	412.65	130	446.27
158.33	50	173.95	419.008	132	453.08
164.688	52	180.76	425.366	134	459.89
171.046	54	187.57	431.724	136	466.69
177.404	56	194.37	438.082	138	473.50
183.762	58	201.18	444.44	140	480.31
190.12	60	207.99	450.798	142	487.12
196.478	62	214.80	457.156	144	493.93
202.836	64	221.61	463.514	146	500.73
209.194	66	228.41	469.872	148	507.54
215.552	68	235.22	476.23	150	514.35
221.91	70	242.03	482.588	152	521.16
228.268	72	248.84	488.946	154	527.97
234.626	74	255.65	495.304	156	534.77
240.984	76	262.45	501.662	158	541.58
247.342	78	269.26	508.02	160	548.39
253.7	80	276.07	514.378	162	555.20
260.058	82	282.88	520.736	164	562.01
266.416	84	289.69			

This is an approximated spread sheet! Number of blades plus two centers equals max spread. Tracks need to be slightly shorter. All shutters should be measured after assembly to verify proper track size. Shutter blades vary according to die life. Blades can range from 6.7 to 6.98 per pair. Spread out over 20 pairs, this can reflect a 5" variance.



HURRICANE PROTECTION

# HR BOX CENTER SPREAD SHEET

THIS SHEET APPLIES ONLY FOR THE BOX CENTERS

**Note! Box centers use even number of blades!!!**

MAX DAYLIGHT OPENING	NO. OF BLADES	MAX SHUTTER SPREAD	MAX DAYLIGHT OPENING	NO. OF BLADES	MAX SHUTTER SPREAD
9.724	4	14.99	221.776	86	245.41
14.896	6	20.61	226.948	88	251.03
20.068	8	26.23	232.12	90	256.65
25.24	10	31.85	237.292	92	262.27
30.412	12	37.47	242.464	94	267.89
35.584	14	43.09	247.636	96	273.51
40.756	16	48.71	252.808	98	279.13
45.928	18	54.33	257.98	100	284.75
51.1	20	59.95	263.152	102	290.37
56.272	22	65.57	268.324	104	295.99
61.444	24	71.19	273.496	106	301.61
66.616	26	76.81	278.668	108	307.23
71.788	28	82.43	283.84	110	312.85
76.96	30	88.05	289.012	112	318.47
82.132	32	93.67	294.184	114	324.09
87.304	34	99.29	299.356	116	329.71
92.476	36	104.91	304.528	118	335.33
97.648	38	110.53	309.7	120	340.95
102.82	40	116.15	314.872	122	346.57
107.992	42	121.77	320.044	124	352.19
113.164	44	127.39	325.216	126	357.81
118.336	46	133.01	330.388	128	363.43
123.508	48	138.63	335.56	130	369.05
128.68	50	144.25	340.732	132	374.67
133.852	52	149.87	345.904	134	380.29
139.024	54	155.49	351.076	136	385.91
144.196	56	161.11	356.248	138	391.53
149.368	58	166.73	361.42	140	397.15
154.54	60	172.35	366.592	142	402.77
159.712	62	177.97	371.764	144	408.39
164.884	64	183.59	376.936	146	414.01
170.056	66	189.21	382.108	148	419.63
175.228	68	194.83	387.28	150	425.25
180.4	70	200.45	392.452	152	430.87
185.572	72	206.07	397.624	154	436.49
190.744	74	211.69	402.796	156	442.11
195.916	76	217.31	407.968	158	447.73
201.088	78	222.93	413.14	160	453.35
206.26	80	228.55	418.312	162	458.97
211.432	82	234.17	423.484	164	464.59
216.604	84	239.79			

This is an approximated spread sheet! Number of blades plus two centers equals max spread. Tracks need to be slightly shorter. All shutters should be measured after assembly to verify proper track size. Shutter blades vary according to die life. Blades can range from 6.7 to 6.98 per pair. Spread out over 20 pairs, this can reflect a 5" variance.



HURRICANE PROTECTION

# HIRISE ACCORDION SPREAD SHEET

NO. OF BLADES	STACK SIZE	OPENING SIZE	MAX SPREAD	NO. OF BLADES	STACK SIZE	OPENING SIZE	MAX SPREAD
2	4.22	5.275	9.495	84	23.49	216.425	239.915
4	4.69	10.425	15.115	86	23.96	221.575	245.535
6	5.16	15.575	20.735	88	24.43	226.725	251.155
8	5.63	20.725	26.355	90	24.9	231.875	256.775
10	6.1	25.875	31.975	92	25.37	237.025	262.395
12	6.57	31.025	37.595	94	25.84	242.175	268.015
14	7.04	36.175	43.215	96	26.31	247.325	273.635
16	7.51	41.325	48.835	98	26.78	252.475	279.255
18	7.98	46.475	54.455	100	27.25	257.625	284.875
20	8.45	51.625	60.075	102	27.72	262.775	290.495
22	8.92	56.775	65.695	104	28.19	267.925	296.115
24	9.39	61.925	71.315	106	28.66	273.075	301.735
26	9.86	67.075	76.935	108	29.13	278.225	307.355
28	10.33	72.225	82.555	110	29.6	283.375	312.975
30	10.8	77.375	88.175	112	30.07	288.525	318.595
32	11.27	82.525	93.795	114	30.54	293.675	324.215
34	11.74	87.675	99.415	116	31.01	298.825	329.835
36	12.21	92.825	105.035	118	31.48	303.975	335.455
38	12.68	97.975	110.655	120	31.95	309.125	341.075
40	13.15	103.125	116.275	122	32.42	314.275	346.695
42	13.62	108.275	121.895	124	32.89	319.425	352.315
44	14.09	113.425	127.515	126	33.36	324.575	357.935
46	14.56	118.575	133.135	128	33.83	329.725	363.555
48	15.03	123.725	138.755	130	34.3	334.875	369.175
50	15.5	128.875	144.375	132	34.77	340.025	374.795
52	15.97	134.025	149.995	134	35.24	345.175	380.415
54	16.44	139.175	155.615	136	35.71	350.325	386.035
56	16.91	144.325	161.235	138	36.18	355.475	391.655
58	17.38	149.475	166.855	140	36.65	360.625	397.275
60	17.85	154.625	172.475	142	37.12	365.775	402.895
62	18.32	159.775	178.095	144	37.59	370.925	408.515
64	18.79	164.925	183.715	146	38.06	376.075	414.135
66	19.26	170.075	189.335	148	38.53	381.225	419.755
68	19.73	175.225	194.955	150	39	386.375	425.375
70	20.2	180.375	200.575	152	39.47	391.525	430.995
72	20.67	185.525	206.195	154	39.94	396.675	436.615
74	21.14	190.675	211.815	156	40.41	401.825	442.235
76	21.61	195.825	217.435	158	40.88	406.975	447.855
78	22.08	200.975	223.055	160	41.35	412.125	453.475
80	22.55	206.125	228.675	162	41.82	417.275	459.095
82	23.02	211.275	234.295	164	42.29	422.425	464.715

This is an approximated spread sheet! Number of blades plus two centers equals max spread. Tracks need to be slightly shorter. All shutters should be measured after assembly to verify proper track size. Shutter blades vary according to die life. Blades can range from 6.7 to 6.98 per pair. Spread out over 20 pairs, this can reflect a 5" variance.



HURRICANE PROTECTION

# HIRISE ACCORDION SPREAD SHEET

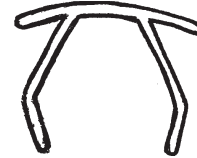
NO. OF BLADES	STACK SIZE	OPENING SIZE	MAX SPREAD	NO. OF BLADES	STACK SIZE	OPENING SIZE	MAX SPREAD
166	42.76	427.575	470.335	248	62.03	638.725	700.755
168	43.23	432.725	475.955	250	62.5	643.875	706.375
170	43.7	437.875	481.575	252	62.97	649.025	711.995
172	44.17	443.025	487.195	254	63.44	654.175	717.615
174	44.64	448.175	492.815	256	63.91	659.325	723.235
176	45.11	453.325	498.435	258	64.38	664.475	728.855
178	45.58	458.475	504.055	260	64.85	669.625	734.475
180	46.05	463.625	509.675	262	65.32	674.775	740.095
182	46.52	468.775	515.295	264	65.79	679.925	745.715
184	46.99	473.925	520.915	266	66.26	685.075	751.335
186	47.46	479.075	526.535	268	66.73	690.225	756.955
188	47.93	484.225	532.155	270	67.2	695.375	762.575
190	48.4	489.375	537.775	272	67.67	700.525	768.195
192	48.87	494.525	543.395	274	68.14	705.675	773.815
194	49.34	499.675	549.015	276	68.61	710.825	779.435
196	49.81	504.825	554.635	278	69.08	715.975	785.055
198	50.28	509.975	560.255	280	69.55	721.125	790.675
200	50.75	515.125	565.875	280	69.55	721.125	790.675
202	51.22	520.275	571.495	284	70.49	731.425	801.915
204	51.69	525.425	577.115	286	70.96	736.575	807.535
206	52.16	530.575	582.735	288	71.43	741.725	813.155
208	52.63	535.725	588.355	290	71.9	746.875	818.775
210	53.1	540.875	593.975	292	72.37	752.025	824.395
212	53.57	546.025	599.595				
214	54.04	551.175	605.215				
216	54.51	556.325	610.835				
218	54.98	561.475	616.455				
220	55.45	566.625	622.075				
222	55.92	571.775	627.695				
224	56.39	576.925	633.315				
226	56.86	582.075	638.935				
228	57.33	587.225	644.555				
230	57.8	592.375	650.175				
232	58.27	597.525	655.795				
234	58.74	602.675	661.415				
236	59.21	607.825	667.035				
238	59.68	612.975	672.655				
240	60.15	618.125	678.275				
242	60.62	623.275	683.895				
244	61.09	628.425	689.515				
246	61.56	633.575	695.135				

This is an approximated spread sheet! Number of blades plus two centers equals max spread. Tracks need to be slightly shorter. All shutters should be measured after assembly to verify proper track size. Shutter blades vary according to die life. Blades can range from 6.7 to 6.98 per pair. Spread out over 20 pairs, this can reflect a 5" variance.



**H-7 NYLON BUSHING**  
**1000/BAG**

Code: 8406000



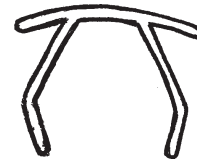
**ACCORDION TRACK COVER**  
**5/8" PVC**

Code: 8437200	8'	Bronze
8437300	8'	White
8437600	8'	Ivory
8437800	8'	Beige



**#8 LONG HEAVY BUSHING**  
**3000/BOX**

Code: 8403000	White
8406001	Black



**ACCORDION TRACK COVER**  
**1/2" PVC**

Code: 8437250	8'	Bronze
8437350	8'	White
8437650	8'	Ivory
8437850	8'	Beige



**#9 SHORT HEAVY BUSHING**  
**4000/BOX**

Code: 8404000	White
8406002	Black



**6.8/HR NYLON WASHER**  
**1000/BAG**

Code: 8426002 White




HURRICANE PROTECTION

## ACCORDION SHUTTER ACCESSORIES



**WHEEL ASSEMBLY  
1000/BOX**

Code: 8424000 White



**6.8/HR #14 x 2<sup>3</sup>/<sub>4</sub> SCREW  
1000/BOX**

Code: 8408000 Stainless Steel



**E.A. END STRIP SCREW  
500/BOX**

Code: 8408002



**6.8/HR LOCK RIVET #AB56  
100/BAG**

Code: 8400002



**6.8 THREADED THUMB SCREW INSERT  
10/BAG**

Code: 8400004 Mill Finish

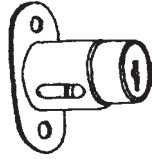
CANNOT BE USED ON OUTSIDE OF SHUTTER



**LARGE 6.8/HR THUMB SCREW  
50/BOX**

Code: 8430005 White

8430006 Black




**6.8 KEYLOCK**  
**20/BOX**

Code: 8400200 Bronze  
8400300 White  
8400600 Ivory  
8400800 Beige



**6.8 T-LOCK ADAPTER**  
**20/BOX**

Code: 8401200 Bronze  
8401300 White  
8401600 Ivory  
8401800 Beige



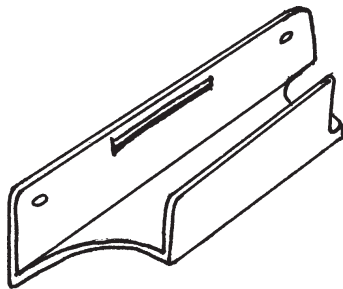
**THUMB TURN CYLINDER**  
**(INTERIOR ONLY)**

Code: 8401000



**6.8/HR BOX LOCK**

Code: 8400005 Mill Finish  
8400008 Stainless Steel



**6.8/HR BOX CENTER HANDLE**

Code: 8413000 Black



**6.8 HIRISE PVC HANDLE**

Code:	8411200	8'	Bronze
	8411300	8'	White
	8411600	8'	Ivory
	8411800	8'	Beige



**#10-24 x 3/4 THUMB SCREW**

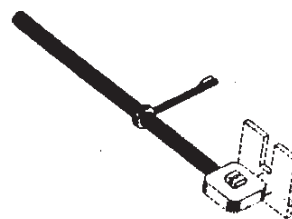
Code:	2504001	Stainless Steel
-------	---------	-----------------



**6061 LOCKING PINS 3/8"  
(FOR HR ONLY)**

Code:	8433008	8"	Mill Finish
	8433012	12"	Mill Finish
	8433024	24"	Mill Finish
	8433036	36"	Mill Finish
	8433048	48"	Mill Finish

Custom Sizes Available



**6.8/HR ROD LOCK**

Code:	8400006	White
	8400007	Black



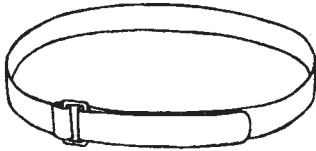
**ALUMINUM SLIDE LOCK**

Code:	8410000	8'	Mill Finish
-------	---------	----	-------------



**6.8 PVC SLIDE LOCK**

Code:	8410200	8'	Bronze
	8410300	8'	White
	8410600	8'	Ivory
	8410800	8'	Beige



**6.8 VELCRO TIEBACKS**

Code: 8412200 Bronze  
8412300 White  
8412600 Ivory  
8412800 Beige



**FELT FOR ACCORDION TRACKS  
3000'/ROLL**

Code: 2086000



**HR T-11 NYLON BUSHING  
1000/BAG**

Code: 8407020 White




**HR B-11 NYLON BUSHING  
1000/BAG**

Code: 8407030 Black



**6.8 KEYLOCK COVER  
(for 2003 6.8 Center Only)**

Code: 8400010 White  
8400011 Black



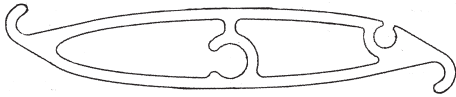
**1/4-20 NYLON HEAD  
STAINLESS STEEL THUMB SCREW**

Code: 8430001 White  
8430002 Black



HURRICANE PROTECTION

# FULLVIEW™ BAHAMA & E.A. COLONIAL



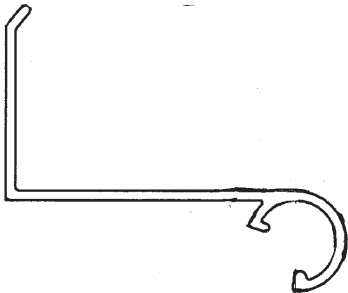
### FULLVIEW™ BAHAMA BLADE

Code: 8650012 12.75' Mill Finish  
8650312 12.75' White  
.310 lb/ft




### E.A. COLONIAL BLADE

Code: 8670012 12.75' Mill Finish  
8670312 12.75' White  
.354 lb/ft




### BAHAMA HINGE

Code: 8652021 21.67' Mill Finish  
8652321 21.67' White  
.480 lb/ft



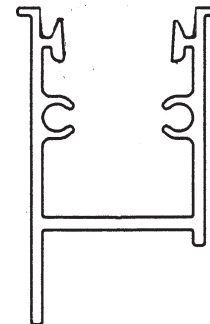
### BAHAMA/COLONIAL HEADER

Code: 8654021 21.67' Mill Finish  
8654321 21.67' White  
1.019 lb/ft



### BAHAMA/COLONIAL SILL

Code: 8660021 21.67' Mill Finish  
8660321 21.67' White  
.798 lb/ft



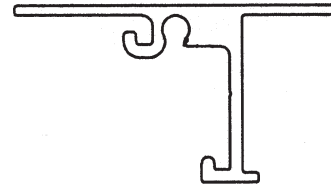
### BAHAMA/COLONIAL JAMB

Code: 8656021 21.5' Mill Finish  
8656321 21.5' White  
.793 lb/ft



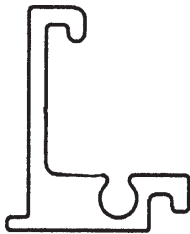
**BAHAMA/COLONIAL JAMB SNAP**

Code: 8658021 21.5' Mill Finish  
8658321 21.5' White  
.240 lb/ft



**BAHAMA FEMALE SNAP**

Code: 8662021 21.5' Mill Finish  
8662321 21.5' White  
.605 lb/ft




**BAHAMA MALE MULL**

Code: 8664021 21.5' Mill Finish  
8664321 21.5' White  
.426 lb/ft




**BAHAMA ARTICULATING ANGLE**

Code: 8666021 21.5' Mill Finish  
8666321 21.5' White  
.107 lb/ft



**E.A. COLONIAL FLAT HINGE**

Code: 8672012 12.75' Mill Finish  
8672312 12.75' White  
.904 lb/ft



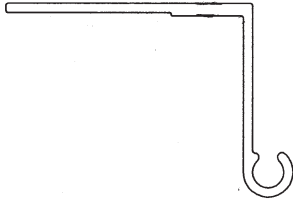
**E.A. COLONIAL WALL HINGE**

Code: 8673012 12.75' Mill Finish  
8673312 12.75' White  
1.225 lb/ft



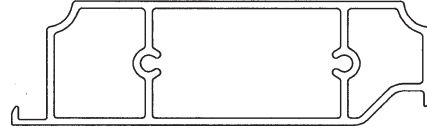
HURRICANE PROTECTION

# FULLVIEW™ BAHAMA & E.A. COLONIAL




### E.A. COLONIAL BUILD OUT WALL HINGE

Code: 8674012 12.75' Mill Finish  
 8674312 12.75' White  
 1.420 lb/ft




### E.A. COLONIAL MUNTIN

Code: 8671012 12.75' Mill Finish  
 8671312 12.75' White  
 1.158 lb/ft



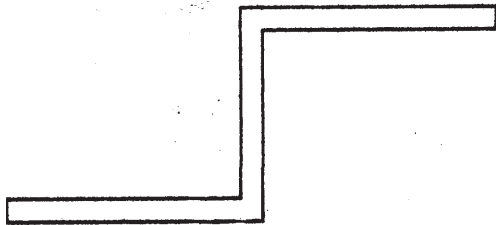
### 2 x 3 x 3/16 ANGLE FOR COLONIAL 4" CENTER CLIP

Code: 5192025 25' Mill Finish  
 5192325 25' White  
 1.090 lb/ft



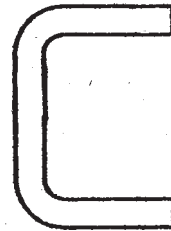
### BAHAMA ANGLE CLIP

Code: 8677000



### 8" Z BAR

Code: 8680000




### 8' MULL INSERT

Code: 8668008 8' Mill Finish  
 8668308 8' White  
 lb/ft



HURRICANE PROTECTION

FULLVIEW™ BAHAMA & E.A. COLONIAL




**HI TEMP END CAP**

Code: 8675000 Left  
8675001 Right



**#6 x 1/2 410 ANGLE SCREW  
1000/BOX**

Code: 8685001



**#10 x 2 410 HT BLADE SCREW  
1000/BOX**

Code: 8685000



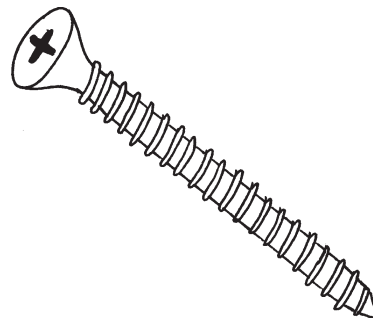
**66 STAINLESS STEEL FLAT HINGE RIVET  
500/BAG**

Code: 8686003




**#14 x 1 STAINLESS STEEL  
PHILIPS HEAD FLAT SCREW  
(for jamb)  
500/BAG**

Code: 8685002



**#14 x 3 STAINLESS STEEL  
PHILIPS HEAD FLAT SCREW  
(for mull)  
100/BAG**

Code: 8685003



**7/16" STAINLESS STEEL HINGE BOLT**  
**50/BAG**

Code: 8686000



**7/16" ALUMINUM HINGE WASHER**  
**/BAG**

Code: 8686002




**7/16" LOCK NUT**  
**50/BAG**

Code: 8686001



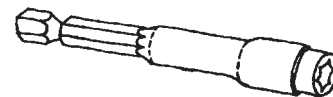
**BAHAMA/COLONIAL HI-TEMP NYLON**  
**BLADE WASHER**  
**/BOX**

Code: 8685004



**HOLD BACK CHANNEL**

Code: 8682012 12.75' Mill Finish  
.517 lb/ft



**1/4" TAPERED TRU DRIVE**

Code: 2341001




**THUMB SCREW**

Code: 2504000



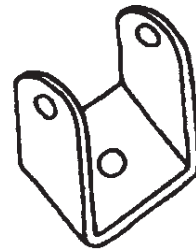
**RING**

Code: 2502000



**LARGE CAMEL BRACKET**

Code: 2488000



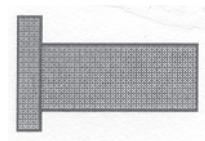
**U BRACKET**

Code: 2506000



**LOCK PINS**

Code: 2492000



**1/4-20 RIVNUT**

Code: 8686004




HURRICANE PROTECTION

# FULLVIEW™ BAHAMA & E.A. COLONIAL




## AWNING ARM WITH RING & THUMB SCREW

Code: 1412\_ \_ \_




### 7/8" SERRATED TUBE

Code: 1400120 20' Anodized  
lb/ft



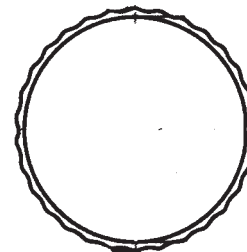
### 1" SERRATED TUBE

Code: 1402120 20' Anodized  
lb/ft



### 1 1/4" SERRATED TUBE

Code: 1296120 20' Anodized  
0.482 lb/ft



### 1 3/8" SERRATED TUBE

Code: 1297120 20' Anodized  
0.198 lb/ft



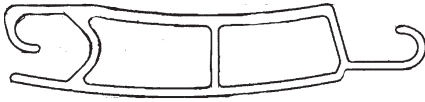
HURRICANE PROTECTION

---

---

*Town & Country*  
INDUSTRIES

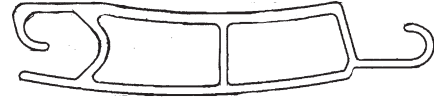
Wholesale Aluminum and Building Products  
A Division of ABC Supply Co.



**SUPER 50 mm ROLL BLADE**  
**Non-Vented**

Code: 8600222 22.5' Bronze  
8600322 22.5' White  
8600622 22.5' Ivory  
8600822 22.5' Beige

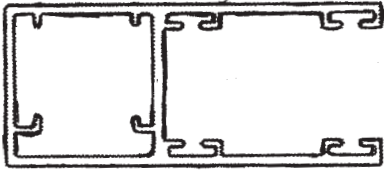
0.378 lb/ft



**SUPER 50 mm ROLL BLADE**  
**Vented**

Code: 8601222 22.5' Bronze  
8601322 22.5' White  
8601622 22.5' Ivory  
8601822 22.5' Beige

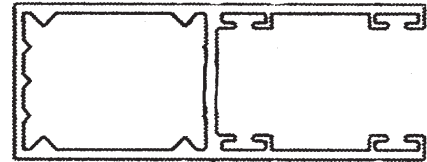
0.378 lb/ft



**2<sup>5</sup>/<sub>8</sub>" 50 mm JAMB**

Code: 8602224 24.17' Bronze  
8602324 24.17' White  
8602624 24.17' Ivory  
8602824 24.17' Beige

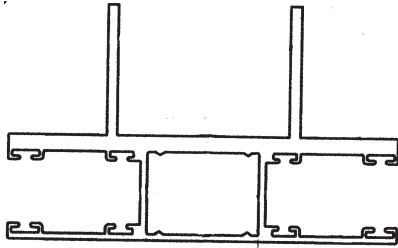
0.665 lb/ft



**3" 50 mm JAMB**

Code: 8603224 24.17' Bronze  
8603324 24.17' White  
8603624 24.17' Ivory  
8603824 24.17' Beige

0.768 lb/ft



**MIDDLE RAIL #3**

Code: 8606224 24.17' Bronze  
8606324 24.17' White  
8606624 24.17' Ivory  
8606824 24.17' Beige

2.203 lb/ft



HURRICANE PROTECTION

# ROLL SHUTTER

**Slat Height/Covered Surface ..... 50mm ..... 2 inches**

**Nominal Thickness ..... 14mm ..... 0.55 inches**

**Approx. Weight per Square Foot ..... 2.15 lbs**

**Slats per Square Foot ..... 6.1 Slats**

**\*\*Minimum Roll Diameter ..... 80 mm ..... \*\*IMPORTANT**

**Manufactured Length ..... 22.5 feet**

**Pieces per Bundle ..... 10**

**Housing Size ..... 8" ..... 10" ..... 12" ..... 15"**

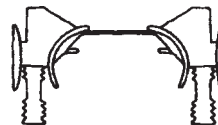
**Max. Pieces/Housing ..... 24 ..... 47 ..... 76 ..... 139**

**Max. Inches/Housing ..... 47 ..... 93 ..... 150 ..... 274**



**50 mm SLAT CAPS**

Code: 8610010



**50 mm ENTRY GUIDES**

Code: 8610020 Left and Right



**50 mm SLAT GASKET**  
**300' per Roll**

Code: 8610030 Black



**1/2" HOLE PLUG**

Code: 8610000 White  
8610001 Black



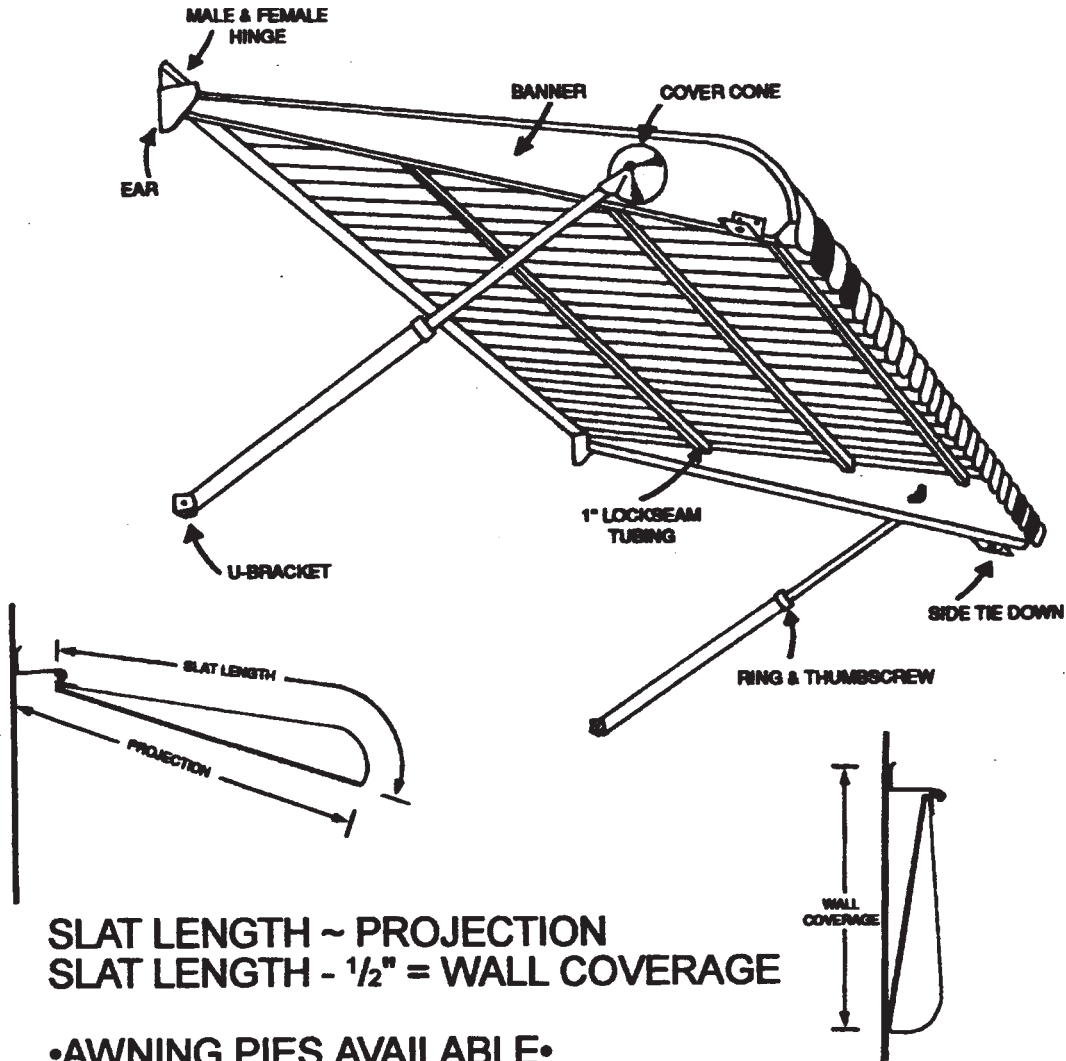
**ROLL SHUTTER I-SPLINE**

Code: 8600000 12' Black

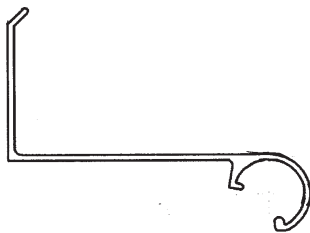


HURRICANE PROTECTION

---



DOES NOT MEET HURRICANE PROTECTION CODE



**SHADE AWNING HINGE**

Code: 1408321 21' White  
0.398 lbs per foot



**SHADE AWNING HEADER**

Code: 1406321 21' White  
0.172 lbs per foot

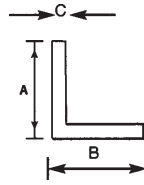


HURRICANE PROTECTION

---



HURRICANE PROTECTION

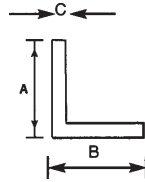


PAINTED ANGLES

Painted Angles	Length	Color	A	x	B	x	C	Wt./Ft.
<b>6063-T6</b>								
Code: 1080220	20'	Bronze	1/2"	x	1/2"	x	.062	.069
1080320	20'	White	1/2"	x	1/2"	x	.062	.069
1084220	20'	Bronze	3/4"	x	3/4"	x	.062	.107
1084320	20'	White	3/4"	x	3/4"	x	.062	.107
1088220	20'	Bronze	1"	x	1"	x	.062	.144
1088320	20'	White	1"	x	1"	x	.062	.144
5012220	20'	Bronze	1"	x	1"	x	.125	.276
5012320	20'	White	1"	x	1"	x	.125	.276
5012620	20'	Ivory	1"	x	1"	x	.125	.276
1094224	24'	Bronze	2"	x	2"	x	.093	.436
1094324	24'	White	2"	x	2"	x	.093	.436
5032220	20'	Bronze	2"	x	2"	x	.125	.581
5032320	20'	White	2"	x	2"	x	.125	.581
5032620	20'	Ivory	2"	x	2"	x	.125	.581
1090220	20'	Bronze	1"	x	2"	x	.062	.218
1090320	20'	White	1"	x	2"	x	.062	.218
5056220	20'	Bronze	1"	x	2"	x	.093	.324
5056320	20'	White	1"	x	2"	x	.093	.324
5056620	20'	Ivory	1"	x	2"	x	.093	.324
5058220	20'	Bronze	1"	x	2"	x	.125	.431
5058320	20'	White	1"	x	2"	x	.125	.431
5058620	20'	Ivory	1"	x	2"	x	.125	.431
1092220	20'	Bronze	1"	x	3"	x	.062	.293
1092320	20'	White	1"	x	3"	x	.062	.293
5072220	20'	Bronze	1 1/2"	x	3"	x	.090	.482
5072320	20'	White	1 1/2"	x	3"	x	.090	.482
5072620	20'	Ivory	1 1/2"	x	3"	x	.090	.482
5072820	20'	Beige	1 1/2"	x	3"	x	.090	.482
5074220	20'	Bronze	2"	x	3"	x	.125	.731
5074320	20'	White	2"	x	3"	x	.125	.731
5074620	20'	Ivory	2"	x	3"	x	.125	.731
5074820	20'	Beige	2"	x	3"	x	.125	.731
5076220	20'	Bronze	2"	x	4"	x	.125	.881
5076320	20'	White	2"	x	4"	x	.125	.881
5076620	20'	Ivory	2"	x	4"	x	.125	.881
5076820	20'	Beige	2"	x	4"	x	.125	.881
5080220	20'	Bronze	2"	x	5"	x	.125	1.031
5080320	20'	White	2"	x	5"	x	.125	1.031
5080620	20'	Ivory	2"	x	5"	x	.125	1.031
5080820	20'	Beige	2"	x	5"	x	.125	1.031



HURRICANE PROTECTION

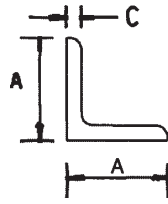


# ARCHITECTURAL ANGLES

Architectural 6063-T5	Length	Color	A	x	B	x	C	Wt./Ft.
Code: 5000020	20'	Mill Finish	1/2"	x	1/2"	x	.062	.070
5002020	20'	Mill Finish	3/4"	x	3/4"	x	.062	.107
5004020	20'	Mill Finish	3/4"	x	3/4"	x	.125	.206
5010020	20'	Mill Finish	1"	x	1"	x	.062	.144
5012020	20'	Mill Finish	1"	x	1"	x	.125	.276
5015020	20'	Mill Finish	1"	x	1"	x	.250	.570
5016020	20'	Mill Finish	1 1/4"	x	1 1/4"	x	.125	.356
5020020	20'	Mill Finish	1 1/2"	x	1 1/2"	x	.062	.219
5022020	20'	Mill Finish	1 1/2"	x	1 1/2"	x	.125	.431
5024020	20'	Mill Finish	1 1/2"	x	1 1/2"	x	.188	.633
5028020	20'	Mill Finish	2"	x	2"	x	.062	.293
5032020	20'	Mill Finish	2"	x	2"	x	.125	.581
5034020	20'	Mill Finish	2"	x	2"	x	.188	.859
5036020	20'	Mill Finish	2"	x	2"	x	.250	1.124
5038020	20'	Mill Finish	3"	x	3"	x	.125	.881
5039020	20'	Mill Finish	3"	x	3"	x	.250	1.725
5040020	20'	Mill Finish	1/2"	x	1"	x	.125	.206
5050020	20'	Mill Finish	3/4"	x	1 1/2"	x	.125	.319
5052020	20'	Mill Finish	1"	x	1 1/2"	x	.125	.356
5054020	20'	Mill Finish	1"	x	2"	x	.062	.218
5058020	20'	Mill Finish	1"	x	2"	x	.125	.431
5062020	20'	Mill Finish	1"	x	3"	x	.125	.582
5068024	24'	Mill Finish	1 1/2"	x	2"	x	.125	.506
5074020	20'	Mill Finish	2"	x	3"	x	.125	.750
5076020	20'	Mill Finish	2"	x	4"	x	.125	.881
5080020	20'	Mill Finish	2"	x	5"	x	.125	1.031



HURRICANE PROTECTION

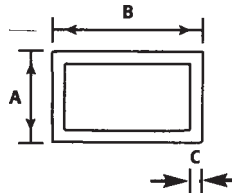


# STRUCTURAL ANGLES

<b>Structural</b>	<b>Length</b>	<b>Color</b>	<b>A</b>	<b>x</b>	<b>B</b>	<b>x</b>	<b>C</b>	<b>Wt./Ft.</b>
<b>6061-T6</b>								
Code: 5102025	25'	Mill Finish	1"	x	1"	x	.125	.280
5104025	25'	Mill Finish	1"	x	1"	x	.188	.406
5106025	25'	Mill Finish	1"	x	1"	x	.250	.514
5108025	25'	Mill Finish	1 <sup>1</sup> / <sub>4</sub> "	x	1 <sup>1</sup> / <sub>4</sub> "	x	.125	.343
5110025	25'	Mill Finish	1 <sup>1</sup> / <sub>4</sub> "	x	1 <sup>1</sup> / <sub>4</sub> "	x	.188	.522
5114025	25'	Mill Finish	1 <sup>1</sup> / <sub>2</sub> "	x	1 <sup>1</sup> / <sub>2</sub> "	x	.125	.440
5116025	25'	Mill Finish	1 <sup>1</sup> / <sub>2</sub> "	x	1 <sup>1</sup> / <sub>2</sub> "	x	.188	.640
5118025	25'	Mill Finish	1 <sup>1</sup> / <sub>2</sub> "	x	1 <sup>1</sup> / <sub>2</sub> "	x	.250	.830
5124025	25'	Mill Finish	1 <sup>3</sup> / <sub>4</sub> "	x	1 <sup>3</sup> / <sub>4</sub> "	x	.188	.744
5130025	25'	Mill Finish	2"	x	2"	x	.125	.588
5132025	25'	Mill Finish	2"	x	2"	x	.188	.870
5134025	25'	Mill Finish	2"	x	2"	x	.250	1.110
5136025	25'	Mill Finish	2"	x	2"	x	.375	1.606
5140025	25'	Mill Finish	2 <sup>1</sup> / <sub>2</sub> "	x	2 <sup>1</sup> / <sub>2</sub> "	x	.188	1.070
5142025	25'	Mill Finish	2 <sup>1</sup> / <sub>2</sub> "	x	2 <sup>1</sup> / <sub>2</sub> "	x	.250	1.404
5146025	25'	Mill Finish	3"	x	3"	x	.188	1.275
5148025	25'	Mill Finish	3"	x	3"	x	.250	1.730
5150025	25'	Mill Finish	3"	x	3"	x	.375	2.474
5160025	25'	Mill Finish	4"	x	4"	x	.250	2.350
5162025	25'	Mill Finish	4"	x	4"	x	.375	3.366
5166025	25'	Mill Finish	5"	x	5"	x	.375	4.237
5172025	25'	Mill Finish	6"	x	6"	x	.500	6.754
5189025	25'	Mill Finish	1 <sup>1</sup> / <sub>2</sub> "	x	2 <sup>1</sup> / <sub>2</sub> "	x	.250	1.110
5192025	25'	Mill Finish	2"	x	3"	x	.188	1.090
5196025	25'	Mill Finish	2"	x	3"	x	.375	2.046
5194025	25'	Mill Finish	2"	x	3"	x	.250	1.405
5202025	25'	Mill Finish	3"	x	3 <sup>1</sup> / <sub>2</sub> "	x	.250	1.842
5208025	25'	Mill Finish	3"	x	4"	x	.250	1.988
5214025	25'	Mill Finish	3"	x	5"	x	.375	3.349
5218025	25'	Mill Finish	3 <sup>1</sup> / <sub>2</sub> "	x	6"	x	.375	4.090
5220025	25'	Mill Finish	4"	x	6"	x	.375	4.237



HURRICANE PROTECTION

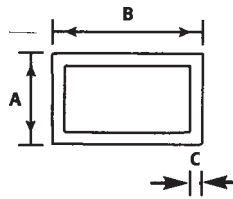


PAINTED TUBES

Painted Tubes	Length	Color	A	x	B	x	C	Wt./Ft.
<b>6063-T6</b>								
Code: 6672224	24.17'	Bronze	2"	x	2"	x	.093	.851
6672324	24.17'	White	2"	x	2"	x	.093	.851
6672624	24.17'	Ivory	2"	x	2"	x	.093	.851
6674224	24.17'	Bronze	2"	x	2"	x	.125	1.126
6674324	24.17'	White	2"	x	2"	x	.125	1.126
6674624	24.17'	Ivory	2"	x	2"	x	.125	1.126
6674824	24.17'	Beige	2"	x	2"	x	.125	1.126
1116224	24.17'	Bronze	3"	x	3"	x	.093	1.298
1116324	24.17'	White	3"	x	3"	x	.093	1.298
1118224	24.17'	Bronze	3"	x	3"	x	.125	1.726
1118324	24.17'	White	3"	x	3"	x	.125	1.726
1120224	24.17'	Bronze	4"	x	4"	x	.125	2.324
1120324	24.17'	White	4"	x	4"	x	.125	2.324
6738224	24.17'	Bronze	1"	x	2"	x	.062	.428
6738324	24.17'	White	1"	x	2"	x	.062	.428
6740224	24.17'	Bronze	1"	x	2"	x	.093	.633
6740324	24.17'	White	1"	x	2"	x	.093	.633
6740624	24.17'	Ivory	1"	x	2"	x	.093	.633
6742224	24.17'	Bronze	1"	x	2"	x	.125	.824
6742324	24.17'	White	1"	x	2"	x	.125	.824
6742624	24.17'	Ivory	1"	x	2"	x	.125	.824
6746224	24.17'	Bronze	1"	x	3"	x	.125	1.125
6746324	24.17'	White	1"	x	3"	x	.125	1.125
6748224	24.17'	Bronze	1"	x	4"	x	.125	1.426
6748324	24.17'	White	1"	x	4"	x	.125	1.426
6768224	24.17'	Bronze	2"	x	3"	x	.125	1.426
6768324	24.17'	White	2"	x	3"	x	.125	1.426
6768624	24.17'	Ivory	2"	x	3"	x	.125	1.426
6768824	24.17'	Beige	2"	x	3"	x	.125	1.426
6772224	24.17'	Bronze	2"	x	4"	x	.125	1.724
6772324	24.17'	White	2"	x	4"	x	.125	1.724
6772824	24.17'	Beige	2"	x	4"	x	.125	1.724
1122224	24.17'	Bronze	2"	x	5"	x	.093	1.520
1122324	24.17'	White	2"	x	5"	x	.093	1.520
6778224	24.17'	Bronze	2"	x	5"	x	.125	2.025
6778324	24.17'	White	2"	x	5"	x	.125	2.025
6780224	24.17'	Bronze	2"	x	6"	x	.125	2.326
6780324	24.17'	White	2"	x	6"	x	.125	2.326



HURRICANE PROTECTION



## RECTANGULAR TUBES

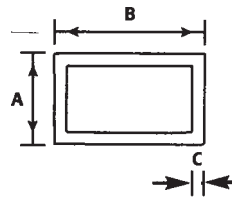
<b>Rect. Tubes</b>	<b>Length</b>	<b>Color</b>	<b>A</b>	<b>x</b>	<b>B</b>	<b>x</b>	<b>C</b>	<b>Wt./Ft.</b>
<b>6063-T5</b>								
Code: 6730024	24'	Mill Finish	1/2"	x	1"	x	.093	.293
6732024	24'	Mill Finish	3/4"	x	1 1/2"	x	.125	.600
6736024	24'	Mill Finish	1"	x	1 1/2"	x	.125	.676
6738024	24'	Mill Finish	1"	x	2"	x	.062	.428
6740024	24'	Mill Finish	1"	x	2"	x	.093	.633
6742024	24'	Mill Finish	1"	x	2"	x	.125	.824
6746024	24'	Mill Finish	1"	x	3"	x	.125	1.125
6748024	24'	Mill Finish	1"	x	4"	x	.125	1.426
6750024	24'	Mill Finish	1 1/4"	x	2 1/2"	x	.125	1.050
6752024	24'	Mill Finish	1 1/2"	x	2"	x	.125	.976
6754024	24'	Mill Finish	1 1/2"	x	3"	x	.125	1.272
6760024	24'	Mill Finish	1 3/4"	x	3"	x	.125	1.350
6764024	24'	Mill Finish	1 3/4"	x	4"	x	.125	1.650
6768024	24'	Mill Finish	2"	x	3"	x	.125	1.426
6772024	24'	Mill Finish	2"	x	4"	x	.125	1.724
6778024	24'	Mill Finish	2"	x	5"	x	.125	2.025
6780024	24'	Mill Finish	2"	x	6"	x	.125	2.327
6782024	24'	Mill Finish	2"	x	8"	x	.125	2.962
6783024	24'	Mill Finish	3"	x	4"	x	.125	2.074

<b>Rect. Tubes</b>	<b>Length</b>	<b>Color</b>	<b>A</b>	<b>x</b>	<b>B</b>	<b>x</b>	<b>C</b>	<b>Wt./Ft.</b>
<b>6061-T6</b>								
Code: 6774024	24'	Mill Finish	2"	x	4"	x	.250	3.408
6781124	24'	Mill Finish	2"	x	6"	x	.250	4.652
6788028	28'	Mill Finish	4"	x	6"	x	.250	5.700
6790028	28'	Mill Finish	4"	x	8"	x	.250	6.900

<b>Rect. Tubes</b>	<b>Length</b>	<b>Color</b>	<b>A</b>	<b>x</b>	<b>B</b>	<b>x</b>	<b>C</b>	<b>Wt./Ft.</b>
<b>6005-T5</b>								
Code: 6741024	24'	Mill Finish	1"	x	2"	x	.125	.811
6781024	24'	Mill Finish	2"	x	10"	x	.190	5.244



HURRICANE PROTECTION



# SQUARE TUBES

Square Tubes 6063-T5	Length	Color	A	x	B	x	C	Wt./Ft.
Code: 6620024	24'	Mill Finish	1/2"	x	1/2"	x	.062	.131
6628024	24'	Mill Finish	3/4"	x	3/4"	x	.062	.206
6631924	24'	Mill Finish	3/4"	x	3/4"	x	.093	.293
6632024	24'	Mill Finish	3/4"	x	3/4"	x	.125	.374
6638024	24'	Mill Finish	1"	x	1"	x	.062	.278
6642024	24'	Mill Finish	1"	x	1"	x	.090	.405
6644024	24'	Mill Finish	1"	x	1"	x	.125	.526
6648024	24'	Mill Finish	1 1/4"	x	1 1/4"	x	.062	.353
6650024	24'	Mill Finish	1 1/4"	x	1 1/4"	x	.093	.516
6654024	24'	Mill Finish	1 1/4"	x	1 1/4"	x	.125	.675
6656024	24'	Mill Finish	1 1/2"	x	1 1/2"	x	.062	.430
6658024	24'	Mill Finish	1 1/2"	x	1 1/2"	x	.093	.632
6660024	24'	Mill Finish	1 1/2"	x	1 1/2"	x	.125	.824
6664024	24'	Mill Finish	1 3/4"	x	1 3/4"	x	.125	.975
6666024	24'	Mill Finish	2"	x	2"	x	.062	.604
6672024	24'	Mill Finish	2"	x	2"	x	.093	.851
6674024	24'	Mill Finish	2"	x	2"	x	.125	1.126
6676024	24'	Mill Finish	2"	x	2"	x	.188	1.627
6678024	24'	Mill Finish	2"	x	2"	x	.250	2.100
6682024	24'	Mill Finish	2 1/2"	x	2 1/2"	x	.125	1.425
6684024	24'	Mill Finish	3"	x	3"	x	.093	1.298
6686024	24'	Mill Finish	3"	x	3"	x	.125	1.760
6690024	24'	Mill Finish	4"	x	4"	x	.125	2.324
6694024	24'	Mill Finish	5"	x	5"	x	.125	2.925
6696024	24'	Mill Finish	6"	x	6"	x	.125	3.525
6698024	24'	Mill Finish	8"	x	8"	x	.188	7.050

Square Tubes 6061-T6	Length	Color	A	x	B	x	C	Wt./Ft.
Code: 6569024	24'	Mill Finish	1"	x	1"	x	.125	.524
6570024	24'	Mill Finish	1 1/2"	x	1 1/2"	x	.125	.824
6572024	24'	Mill Finish	2"	x	2"	x	.093	.851
6576024	24'	Mill Finish	2"	x	2"	x	.125	1.126
6580024	24'	Mill Finish	2"	x	2"	x	.250	2.100
6586024	24'	Mill Finish	3"	x	3"	x	.250	3.300
6588024	24'	Mill Finish	4"	x	4"	x	.250	4.500
6592024	24'	Mill Finish	6"	x	6"	x	.250	7.100




**LEAD ANCHOR**

Code: 2556000 Solid Set  
2558000 Brass Bushing\*  
\*Not Code Approved



**DRIVE NAIL**

Code: 2560000



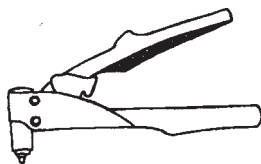
**JACK NUT**

Code: 2434000




**BRASS BUSHING**

Code: 2580000



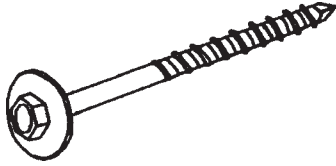
**JACK NUT TOOL**

Code: 2576000



**TAMP SETTER**

Code: 2578000



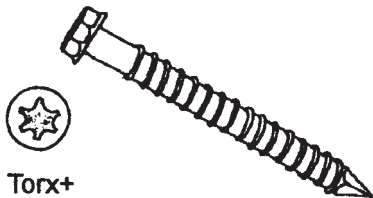
**ITW CONCRETE TAPCONS  
HEX HEAD**

Code:	2570200	1/4 x 1 <sup>3</sup> / <sub>4</sub>	Bronze
	2570300	1/4 x 1 <sup>3</sup> / <sub>4</sub>	White
	2572200	1/4 x 2 <sup>1</sup> / <sub>4</sub>	Bronze
	2572300	1/4 x 2 <sup>1</sup> / <sub>4</sub>	White
	2574300	1/4 x 3 <sup>1</sup> / <sub>4</sub>	White
	2571200	1/4 x 4	Bronze
	2571300	1/4 x 4	White
	2575002	1/4 x 6	Bronze
	2575003	1/4 x 6	White



**SCOTTS TAPCONS  
HEX HEAD  
100/BOX**

Code:	8436000	1 <sup>3</sup> / <sub>4</sub>	Silver
	8436200	1 <sup>3</sup> / <sub>4</sub>	Bronze
	8436300	1 <sup>3</sup> / <sub>4</sub>	White
	8434000	2 <sup>1</sup> / <sub>4</sub>	Silver
	8434200	2 <sup>1</sup> / <sub>4</sub>	Bronze
	8434300	2 <sup>1</sup> / <sub>4</sub>	White



**ELCO CRETE  
TORX+ HEAD**

Code:	2555070	2 <sup>1</sup> / <sub>4</sub> MAX	Silver
-------	---------	-----------------------------------	--------



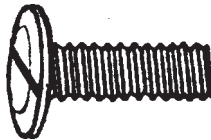
**POP RIVETS**

Code:	2682000	3/16"	Mill Finish
	2682300	3/16"	White
	2680000	1/8"	Mill Finish
	2680300	1/8"	White
	2680200	1/8"	Brown



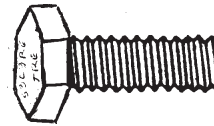
**STUD CAPS**

Code: 2587000



**1/4 -20 SIDEWALK BOLTS**

Code:	2374000	1/2"
	2376000	1"
	2377000	2"
	2377001	3"




**1/4 -20 x 1" F TRACK BOLTS**

Code: 2406000    Stainless Steel




**MACHINE SCREWS  
TRUSS HEAD**

Code: 2370000    1/4-20 x 7/8    Stainless Steel




**MACHINE SCREWS  
ROUND HEAD**

Code: 2372000    1/4-20 x 7/8    Stainless Steel  
 2378000    1/4-20 x 1 1/2    Stainless Steel  
 2382000    1/4-20 x 2    Silver  
 2384000    1/4-20 x 2 1/2    Silver  
 2386000    1/4-20 x 3    Silver  
 2388000    1/4-20 x 3 1/2    Silver  
 2390000    1/4-20 x 4 1/2    Silver  
 2392000    1/4-20 x 6    Silver




**MACHINE SCREWS  
HEX HEAD**

Code: 2394000    3/8 x 2 1/2    Silver  
 2396000    3/8 x 3    Silver  
 2398000    3/8 x 3 1/2    Silver  
 2400000    3/8 x 4 1/2    Silver



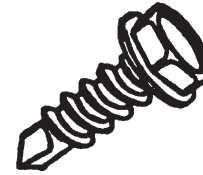
**MACHINE SCREWS  
PAN HEAD**

Code: 2404000    10-24 x 1 1/2    Silver



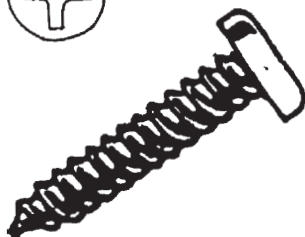
**SHEET METAL SCREWS  
HEX HEAD CERAMAFAST**

Code:	2214200	#8 x 1/2	Bronze
	2214300	#8 x 1/2	White
	2215200	#10 x 1/2	Bronze
	2215300	#10 x 1/2	White
	2172200	#10 x 1	Bronze
	2172300	#10 x 1	White
	2176200	#10 x 1 1/2	Bronze
	2176300	#10 x 1 1/2	White
	2180200	#10 x 2	Bronze
	2180300	#10 x 2	White
	2184200	#10 x 3	Bronze
	2184300	#10 x 3	White
	2188200	#10 x 4	Bronze
	2188300	#10 x 4	White



**SELF DRILLING SCREWS  
HEX HEAD CERAMAFAST**

Code:	2124200	#8 x 1/2	Bronze
	2124300	#8 x 1/2	White
	2128200	#8 x 9/16	Bronze
	2128300	#8 x 9/16	White
	2134200	#10 x 3/4	Bronze
	2134300	#10 x 3/4	White
	2138200	#10 x 1	Bronze
	2138300	#10 x 1	White
	2142200	#10 x 1 1/2	Bronze
	2142300	#10 x 1 1/2	White
	2146200	#10 x 2	Bronze
	2146300	#10 x 2	White
	2135200	#12 x 3/4	Bronze
	2135300	#12 x 3/4	White
	2158200	#14 x 3/4	Bronze
	2158300	#14 x 3/4	White
	2160200	#14 x 1	Bronze
	2160300	#14 x 1	White
	2154200	#14 x 2	Bronze
	2154300	#14 x 2	White



**SHEET METAL SCREWS  
PAN HEAD PHILLIPS**

Code:	2210100	#8 x 3/8	Stainless Steel
	2212100	#8 x 3/4	Stainless Steel
	2198100	#10 x 1/2	Silver
	2202100	#10 x 1	Silver
	2204100	#10 x 1 1/2	Silver
	2206100	#10 x 2	Silver
	2208100	#10 x 3	Silver



**HEX NUTS**

Code: 2420000 10 -24 Aluminum  
2422000 1/4 - 20  
2426000 3/8" Plated



**WING NUTS**

Code: 2428000 1/4 - 20 Regular  
2430000 1/4 - 20 Wide Base



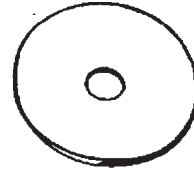
**PM NUTS**

Code: 2432000 1/4 - 20 Stainless



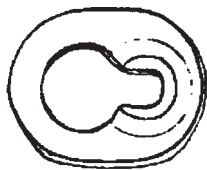
**FLAT WASHERS**

Code: 2438000 3/4 1/4" Aluminum  
2440000 3/4 #10 Aluminum



**FENDER WASHERS**

Code: 2446000 1 1/2"



**KEYHOLE WASHERS**

Code: 2442000



**FIBER WASHERS**

Code: 2444000



**NEOPRENE WASHERS**

Code: 2436000



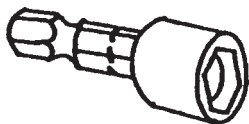
**MAGNETIC TIP HOLDERS**

Code: 2338000




**#2 PHILLIPS TIPS**

Code: 2340000



**HEX DRIVERS**

Code: 2344000 1/4"  
2346000 5/16"  
2348000 3/8"  
2350000 7/16"



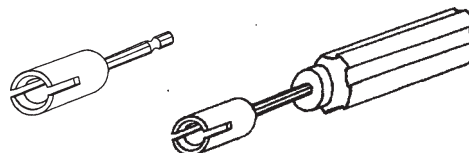
**SOCKETS**

Code: 2352000 1/4"  
2354000 5/16"  
2356000 3/8"  
2358000 7/16"




**EXTENSIONS**

Code: 2360000 2"  
2362000 4"  
2364000 6"



**WING NUT DRIVERS**

Code: 2596000 No Handle  
2594000 With Handle



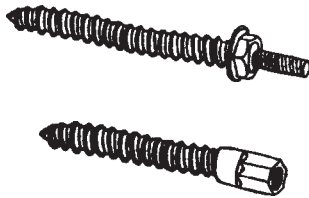
**HEX BIT TAPERED**

Code: 2341000 1/4"



**SIDEWALK BOLT BITS**

Code: 2351000 Straight Slot



**PANELMATES  
FOR WOOD OR CONCRETE**

Code: 2592000 Male  
2593000 Female



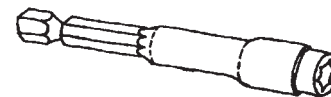
**PANELMATE DRIVERS**

Code: 2337003 3/8



**TORX+ DRIVERS**

Code: 2341000



**TAPERED TRU DRIVERS**

Code: 2341001 1/4"



**DRILL BITS**

Code:	2302000	3/64"	Short
	2300000	1/16"	Short
	2304000	3/32"	Long
	2306000	7/64"	Long
	2308000	1/8"	Long
	2310000	9/64"	Long
	2312000	5/32"	Long
	2314000	11/64"	Long
	2316000	3/16"	Long
	2318000	13/64"	Long
	2320000	7/32"	Long
	2322000	1/4"	Long
	2324000	9/32"	Long
	2326000	7/16"	Long



**MASONRY DRILL BITS**

Code:	2328000	3/16"	Short - 4"
	2330000	3/16"	Long - 6"
	2332000	1/4"	Short - 4"
	2334000	1/4"	Long - 6"



**COMBINATION DRILL BITS**

Code:	2336000	1/2"	Adjustable
-------	---------	------	------------



HURRICANE PROTECTION

---